

Wilson & Bradley Product Overview



www.wilbrad.com.au

**WILSON &
BRADLEY**

SERVICE & CIVILITY

Wilson & Bradley Product Overview

CONTENTS



WEBSITE & MOBILE SITE	4
WILSON & BRADLEY INTRODUCTION	5
BLUM – TANDEMBOX antaro/intivo AND CLIP top BLUMOTION	6
BLUM – AVENTOS	8
BLUM – MOVENTO	9
WESCO® BINS	10
ECONOMY BINS	13
WIRE WARE	14
KING SLIDE®	15
WARDROBE RANGE	17
ALIFROST® ALUMINIUM DOORS	18
TAC ADHESIVES	20
TENSORGRIP ADHESIVES	21
TITEBOND ADHESIVES	22
HANDLES	23
L & S LIGHTING	24
CUTLERY TRAYS	26
GENERAL HARDWARE	27
FOLDING & SLIDING DOORS	30





WEBSITE & MOBILE SITE

The Wilson & Bradley new look website is nearly two years old, and it has undergone many positive transformations in that time. The website is being readily adopted and is one of the favourite ways for Wilson & Bradley customers to browse and shop. Visit the website to see for yourself today www.wilbrad.com.au.


The website offers:

- Online shopping facilities for account customers & guests
- Brand new product images
- Ability to search by code or description
- Ability to order drawers via kit codes
- Account customer area
- Ability to view purchase history for account customers
- Easy to create favourites lists for online ordering
- Instructional and assembly videos
- Easy access to flyers and promotions
- Each product suggests related items to simplify shopping
- Ability to apply for a web login via the website, quickly and easily


EXPERIENCE THE NEW WILBRAD MOBILE SITE

Add us to your home screen **IN 3 EASY STEPS**


Experience the Wilbrad website anywhere, anytime on your mobile devices

1. 

Open up the Wilson & Bradley website. Then tap the SHARE Button at the bottom of the screen.

2. 

Tap the icon labelled: "Add to Home Screen"

3. 

Launch the website from your Home Screen by tapping on the icon.

PLEASE NOTE: Three step process applies to Apple devices, Android devices may require a different home screen set up.

WILSON & BRADLEY WAS FORMED IN 1976 IN ABBORTSFORD, MELBOURNE BY GRAHAM AND LORNA WILSON AND JOHN BRADLEY.

Wilson & Bradley has been in operation for close to 40 years and has occupied multiple premises in Melbourne in that time, with the head office now located in Preston. Preston is 15 minutes from the CBD and close to major arterial roads. This gives us excellent access to the Port of Melbourne, the airport and all of Melbourne's suburbs.

We are now wholly owned and run by Graham and Lorna's three adult children and their spouses, and we employ over 80 people. Being family owned and run we are able to offer a level of service that larger companies are unable to match. We have constant aims of expansion which will enable to us access distribution systems and products which were out of our reach as a smaller organisation.

Our customers come from all areas of the building industry, from kitchen and commercial furniture manufacturers to reproduction and pine furniture manufacturers. Expansion has seen us open branches in Perth, Sydney, Brisbane Adelaide with a dedicated Area Manager servicing Hobart.

Our product range is extensive. We are distributors for Blum hinges, drawers and overhead systems, Wesco Bins, TensorGrip contact adhesives, Titebond adhesives, TAC adhesives, Elco cutlery trays, King Slide, drawer slides, Sige wire ware and L&S lighting, as well as a full range of knobs and handles, screws and ergonomic fittings from a range of local and overseas suppliers.



Head Office - Melbourne



Sydney



Brisbane



Adelaide



Perth

We are certified as complying with ISO9001 with SAI Global.



BLUM TANDEMBOX antaro

TANDEMBOX antaro is about minimalist design and a sleek rectangular look. It is a simple yet sophisticated range with design possibilities to suit every taste. A deeper drawer now becomes an opportunity to reflect your own personality with the choice between a square gallery rail, frosted glass or metal side element.

TANDEMBOX antaro offers a wide range of drawer options, including standard drawers, inner drawers, high fronted pull-outs as well as special cabinet solutions such as Sink Drawer and SPACE CORNER.

TANDEMBOX antaro is available in Silk White with all components colour co-ordinated to enhance the minimalist design.



BLUM TANDEMBOX intivo

TANDEMBOX intivo opens the door on a multitude of design possibilities. Available in three distinctive finishes, Silk White, Stainless Steel and Terra Black. TANDEMBOX intivo can be used with either BOXCAP, for a continuous design or BOXCOVER, for individual character.

BOXCAP is a design element made in the same material and colour as the drawer side for a continuous, clean look. BOXCOVER combined with a design element of your choice. Any desired material can be used, such as glass, leather, wood or even stone.



TANDEMBOX antaro AND TANDEMBOX intivo KITCODES.

Shopping for complete drawers is made easy on the Wilson & Bradley website. Visit www.wilbrad.com.au to purchase all the components needed for your Blum drawer

SERVO-DRIVE FOR TANDEMBOX antaro AND TANDEMBOX intivo

SERVO-DRIVE for TANDEMBOX antaro and TANDEMBOX intivo allows for many design possibilities. Whether the pull outs are handle-less, heavy or light, wide or narrow, SERVO-DRIVE the easy opening system stays the same.

ORGA-LINE

ORGA-LINE is a high quality inner dividing system which organises the interior of drawers and high fronted pull outs. ORGA-LINE helps to store everything tidily and accessibly and assists in meeting your kitchen storage needs.



CLIP top BLUMOTION

CLIP top BLUMOTION is the culmination of innovative technology, award winning design and enhanced user convenience.

BLUMOTION is Blum's soft closing dampening system which is seamlessly integrated into the hinge boss. Regardless of the front weight or closing speed of the door, every door can now close with one silent and graceful action.



AVENTOS LIFT SYSTEMS

The AVENTOS lift system program brings perfect motion to the wall cabinet area. Doors open easily, and close effortlessly and silently thanks to BLUMOTION. AVENTOS is available in multiple configurations and has mechanisms to suit most overhead solutions.



Stay Lift System (HK)



Small Stay Lift System (HK-S)



Bi-Fold Lift system (HF)



Up and Over system (HS)



Parallel Lift Up System (HL)



SERVO-DRIVE for AVENTOS



TIP-ON for AVENTOS Stay Lifts (HK & HK-S)

TIP-ON FOR AVENTOS HK & AVENTOS HK-S


It's extremely easy to open handle-less stay lifts with TIP-ON for AVENTOS HK and AVENTOS HK-S. A single touch on the front releases the lift system so that you can open it with ease. To close, all you need to do is press lightly on the lift system.

SERVO-DRIVE FOR AVENTOS LIFT SYSTEMS

SERVO-DRIVE, the electrical opening system is now also available to be used with AVENTOS systems. SERVO-DRIVE components are available for use with the Up and Over (HS), Bi-Fold (HF), Parallel Lift (HL) and Stay Lift (HK) versions of AVENTOS and allow for the ease of one touch opening and closing. Up to three adjacent drive units can be synchronised and for corner cupboard solutions, there is a collision avoidance function. SERVO-DRIVE opens light, heavy, narrow or wide doors and drawers with the gentle opening motion always remaining the same.

MOVENTO

Blum's MOVENTO is the premium option in concealed runner systems. MOVENTO offers the smoothest of glides, 4-dimensional front adjustment, a variety of weight capacities, is highly stable and has excellent sag values.



TIP-ON FOR MOVENTO

MOVENTO can be integrated with TIP-ON Blum's mechanical opening system to create sleek handle-less furniture.

SERVO-DRIVE FOR MOVENTO

SERVO-DRIVE for MOVENTO is the electric opening system which takes your premium concealed runners to the next level, allowing for a variety of design options which are easy to use and open with a single touch.

SERVO-DRIVE uno Waste Bin Kit for Pull Boy Bins



For an even more practical solution, the SERVO-DRIVE uno bin kit allows for waste pull outs to open automatically with a single touch. The front of the cabinet stays clean and the waste goes in the bin.

Kit comes complete with all components required to install SERVO-DRIVE uno for use with a Pull Boy Bin. SERVO-DRIVE uno can be retrofitted to an existing kitchen. See Pull Boy Bin section on next page for our range of bins.



Wesco, since being founded in 1867 has prided itself on providing innovative and functional solutions for a wide range of kitchen requirements.

A Wesco waste bin makes a stylish addition to any kitchen, with a quality build, modern materials and innovative design. Wesco products exhibit traditional robust and detailed craftsmanship but couple this with up to date high tech engineering.

PULL BOY BINS

The Wesco Pull Boy Bin is a tough well made system which is used in conjunction with either a Blum TANDEMBOX antaro or intivo drawer. The Blum TANDEMBOX antaro or intivo drawer acts as the structural component of the bin. A frame which is securely attached to the drawer, supports the liner bins.

Pull boy bins are available in multiple configurations and sizes ranging from 20lt to 84lt in two or four way waste separation. The Pull Boy Bin has a lid which is fixed into the cabinet and acts as a lid when the bin is closed.



WBPB3020



WBPB6072

- Available in:
- 20/30/40/60/64/72/84 litre
 - Charcoal PVC & Stainless Steel
 - Various cabinet widths

SERVO-DRIVE uno Waste Bin Kit for Pull Boy Bins

For an even more practical solution, use a Pull Boy Bin in conjunction with Blum’s SERVO-DRIVE Waste Bin Kit. Kit comes complete with all components required to install SERVO-DRIVE for use with a Pull Boy bin and can be retro fitted to an existing kitchen.



- Available in:
- Top mount for carcass widths from 450mm - 600mm
 - Bottom mount

HAND PULL BINS

Two way waste separation. Fast and simple to install. Easy access for loading and emptying through the use of a flip top lid & full extension runners.



WBHP3027



WBHP3000

- Available in:
- 30/32/40 litre Grey PVC and Stainless Steel
 - 52/64 litre Grey PVC only
 - For various cabinet widths

SHORTY BIN

Two way side by side waste separation. Fast and easy to install. Easy access for loading and emptying through the use of a flip top lid & full extension runners. Fits under most sinks



WBHPS3000

- Available in:
- 30 litre Charcoal PVC only
 - 450W x 345H x 340D

TRIO

Three way waste separation. Fast and simple to install. Easy access for loading and emptying through the use of a flip top lid & full extension runners.



WBHPT4000



WBHPT4027

- Available in:
- 40 litre for 400mm wide cabinets
 - Grey PVC or Stainless Steel

DOOR PULL BINS

Two way waste separation. Easy access for loading and emptying through the use of a flip top lid & full extension runners. Brackets for front door mounting enable simple and smooth single handed access.



WBWP4027



WBWP3000

- Available in:
- 30 or 40 litre
 - For 300mm or 400mm width cabinets
 - Grey PVC or Stainless Steel

BENCH TOP BIN

Cooking waste disappears from where it is created - the bench top, directly into the bin. The unobtrusive stainless steel lid sits flush within the bench top and the stainless steel mounting ring can be recessed into the bench top or surface mounted onto the top. A soft rubber insert within the mounting ring is shaped in such a way that all waste can be swept directly from the bench top into the bin. Ideal to fill wasted space in corner units.



WBWT27

SWING OUT BINS

Round fitted waste bin with a superior cam lid and anti-bloc cam follower. The long-life nylon cam reliably opens and closes the lid when the bin is pulled out of the cabinet by opening the door.



WBR09



WBR1327

- Available in:
- 11 or 13 litre White or Stainless Steel

ECONOMY BINS

For those who still demand quality



WBWSC3600



WBWDP4000

- Removable liner bins for easy cleaning

- Available in:
- Soft close
 - Hand pull and door mount
 - White plastic finish
 - 36 & 40 litre

UBSTOR BINS

The Ubstor range was created with three objectives in mind; simple to install, a modern design and value for money.



WBWUB4035



WBWUB4036

- Soft close ball bearing runners
- White liner bins

- Available in:
- 35 litre (1x35 litre bin)
 - 36 litre (2x18 litre bins)
 - For either top or side mounted
 - To suit 400mm carcass width (external)



SIGE creates wire ware solutions which offer optimum comfort and ease of use. The SIGE wire ware range enhances technology and creates beauty in your kitchen. The range includes several pantry options, corner units in different configurations as well as bottle racks and additional and replacement shelves and racks.

To view the entire SIGE wire ware range available at Wilson & Bradley visit the website at www.wilbrad.com.au



SW4CP900R



SWCAR5900



SWHMCU



SWBR150

MADE IN ITALY

Installation Videos available to view at www.wilbrad.com.au



SWKS900R



SWPD450



SWTPD450



SWRP400

- Easy to assemble
- A pleasure to operate
- Full extension, soft close runners
- High quality chrome surrounds with solid bases on baskets
- Takes advantage and makes full use of every available space the kitchen has to offer
- Modern and unique design, designed to enhance and enrich any kitchen's décor

MADE IN ITALY

Installation Videos available to view at www.wilbrad.com.au

King Slide® King Slide is a major manufacturer of hardware for office and home furniture. They value their customers and strives to deliver innovative products of a very high standard to meet and surpass the needs of those customers. The company uses consumer feedback coupled with constant research and testing to continuously improve offerings to ensure that the products being purchased are convenient, reliable and safe.

King Slide offers a smooth gliding motion with high rigidity and stability in design. Runners are suitable for home cabinetry, box drawers, desk, storage drawers and file drawers.

SOFT CLOSE SIDE MOUNTED SLIDE



DRFEBM4021

- Full Extension
- 40kg load capacity
- Minimum side clearance 12.7mm per side

CODE
DRFEKS3021 – DRFEKS6021
DRFEBM3021 – DRFEBM6021

- Available in:
- Bottom or side mount
 - Sizes from 300mm - 600mm in 50mm increments

PUSH OPEN SIDE MOUNTED SLIDE



DRPOS3521

- Full Extension
- 40kg load capacity
- Minimum side clearance 12.7mm per side

CODE
DRPOS3021 – DRPOS6021

- Available in:
- Side mount
 - Sizes from 300mm - 600mm in 50mm increments



STANDARD KING SLIDE RUNNERS



DS571250

- Full Extension
- 45kg weight capacity
- Minimum side clearance 12.7 per side

CODE
DS571230 – DS571260

- Available in:
- Sizes from 300mm - 600mm in 50mm increments

WARDROBE RANGE

Our wardrobe range is better than ever, including a huge variety of practical and striking solutions. Wardrobes are evolving into much more than they once were, with consumers demanding versatility and style alongside useability. Our current range includes all of the following, in multiple sizes and finishes.

Visit our website for more information on our Wardrobe solutions at www.wilbrad.com.au



LTB103



LWSR6



WSPMIRB



WSSRW9



WSCRB



LSHSS

- Leather accessory trays
- Chrome tube
- Wire baskets
- Lift systems
- Storage baskets
- Pants racks

- Accessory boxes
- Shoe racks
- Clothing racks
- Tie & Belt racks
- Mirror pull outs
- Battery operated sensor lights



Let Wilson & Bradley customise the latest European style AliFrost® Aluminium Doors for you! AliFrost® is a range of aluminium frame Perspex® doors & panels that give a superior glass appearance without the design limitations, installation, weight, safety and colour restrictions of traditional glass framed cabinet doors. With an exclusive range of 10 european designed frames, combined with over 40 of the latest decorative Perspex® and Alimesh® colours, AliFrost® offers a modern look at a cost effective price.

AliFrost® doors are fashionable, practical, hygienic, safe and long lasting. They are made in Australia, from environmentally friendly materials, by a company you can trust.



ALIFROST® FOR ALFRESCO AREA

Why not customise your Alfresco area with AliFrost® aluminium doors to make it a unique and highly functional outdoor space. Slimline 55 is a great choice for Alfresco kitchens. Team Slimline 55 with some of the most popular colours such as Cafe Latte 5263 or Black 962 or why not make a statement with Scarlet Rose 4262.



TAC Adhesives

PREMIUM CONTACT SPRAY ADHESIVE



TAC2700S2



TAC2701S2

- High heat resistant
- High solids adhesive
- Many uses including bonding decorative laminates, auto upholstery and many other materials

Available in:
• Clear or red 20lt

CONTACT CLEANER



TAC90120

- Perfect for the clean up of metal tools and spray guns used for contact application
- Can also be used for cleaning contact adhesive spills and overspray of laminates
- Not suitable for ABS edging or polystyrene surfaces

ABS EDGE BAND CLEANER



TAC802C20

- A milder cleaning solvent for use on surfaces that are affected by more aggressive cleaners

TAC adhesives have additional products including:

BRUSH CONTACT ADHESIVE

- Heat resistant adhesive formulated to be applied by a brush or roller
- Uses include; bonding decorative laminates for cabinet making and shopfitting applications
- Bonds MDF and particleboard, timber, metal, concrete, glass and urethane foam.

POLYSTYRENE CONTACT SPRAY ADHESIVE - RED

- For bonding polystyrene and other light weight insulation materials

Tensorgrip

The range of TensorGrip adhesive canisters are a fully portable adhesive system. A higher solids content saves you time and money by giving a stronger bond and greater coverage of up to 230m2, and the fast application system will speed up your production time.

PREMIUM CONTACT SPRAY ADHESIVE - L17

High tack laminate adhesive used for bonding decorative surfaces to most common core substrates.



AREPRECS



CANPRECS

- Portable system
- Easy application control
- Class 1 fire rating
- BS 6222 bond strength approval
- IMO A653 surface flammability approval
- Fast drying
- Good heat resistance
- High solids
- Spray gun and hose sold separately

Available in:
• 17.2kg canister
• 500ml aerosol can

ECONOMY SPRAY ADHESIVES

High performing laminate grade adhesive.



CANECCS

- Portable system
- Easy application control
- Fine spray
- High solids
- Low odour
- Good heat resistance
- Spray gun and hose sold separately

Available in:
• 15.4kg canister.

CITRUS ADHESIVE CLEANER

Immediate and effective removal of adhesive residue.



CITCLEAN

- Biodegradable
- Compatible with most plastics
- Citrus scent
- Fast application
- Minimizes waste, equipment set up and clean up
- Not suitable as pre-bonding surface cleaner

Available in:
• 500ml aerosol.

TENSORGRIP ACCESSORIES

The TensorGrip range also incorporates a wide range of accessories including, economy spray gun, premium spray gun canister trolley, spray hose, laminating roller, spare tips or a heater belt.

See the ADHESIVES section of the Wilson & Bradley website at www.wilbrad.com.au for a full range of accessories



TITEBOND ORIGINAL RANGE INTERIOR RESIN – INTERNAL RANGE



TBOT0500



TBOPVA4

- Fast setting, high-quality resin used for sandable general purpose assembly
- Dries rapidly for short clamp time
- For particle board, MDF, plywood and other porous materials as well as edge and face gluing of hardwoods and softwoods

Available in:

- 19 / 3.785 litre
- 946 / 473ml

TITEBOND PREMIUM II PVA RANGE – WEATHER PROOF RANGE



TBOPVAP4

- A shelf stable, one part, cross-linking PVA adhesive
- Water resistant bond
- Light coloured glue line
- Recommended for high frequency and hot or cold press, edge and facing gluing and finger joint applications

Available in:

- 19 / 3.785 litre

TITEBOND ULTIMATE III PVA RANGE – WEATHER PROOF RANGE



TBOL400



TBOL4

- Quality waterproof wood bonding glue
- Useful for outdoor applications in cooler temperatures or when there is a risk of substantial moisture
- Superior strength and sandability
- Durability and water resistance
- Longer working time for precise alignment before being bonded


Available in:

- 19 / 3.785 litre,
- 946 / 473ml

The TITEBOND range also includes TITEBOND 50 INTERIOR RESIN, TITEBOND POLYURETHANE GLUE, TITEBOND MELAMINE GLUE and TITEBOND INSTANT BOND - THICK WOOD ADHESIVE.
To view the full range of TITEBOND adhesives, visit the Wilson & Bradley website at www.wilbrad.com.au

Wilson and Bradley carry a large range of handles which are sure to make a statement in whichever application they are used for. Whether it be in the kitchen, office or other areas of the home. The cutting edge range of handles includes finger pull handles that are a great departure from bulky traditional handles which increase the streamlined look and feel of the application. The range includes stainless steel and polished chrome looks as well as a unique Teflon finish. The array of finishes gives the range both breadth and individuality meaning that there are more options to tailor the look you desire. Wilson & Bradley ensure that all handles are affordable and durable to make the addition of these handles to your home an effortless transition.

NEW FOR 2014



CON - Gloss White



TOPE - Brushed Chrome look



SQFP - Stainless Steel look



LSFP - Stainless Steel look



SQFP - Brushed Chrome look



WLSE - Brushed Chrome look

EXISTING RANGES

Just a selection of the existing handle ranges we have on offer.



LSE16027



FGH28821



RBW16027



PK16027

Wilson & Bradley are excited to announce the launch of their brand new lighting range in late 2014. L & S LED lighting is world renowned brand known for their attention to detail, advanced product development and above all else their standard of quality. The L & S LED lighting range perfectly complements Wilson & Bradley's existing high end, quality products such as Blum and Wesco.

The L & S LED Lighting range will be available late 2014 and will include

- Strip Lighting
- Strip lighting with frosted extrusions
- Cabinet down lights in a variety of design including adjustable lights
- Sensor lights
- Overhead cabinet lighting
- Internal cabinet surface mounted lighting

European Brand

Exclusive to Wilson & Bradley



CUTLERY TRAYS



KF17A

- White finish
- Cut to size

Available in:

- Assorted depths & widths

ELCO CUTLERY TRAYS


Calima and Comfort Cutlery and Utensil trays



KFECA090



KFECAW045



KFEC0080

- Fits 500mm deep drawers
- Easy to clean
- Ergonomic designs


Available in:

- Various widths

DRAWER MATTING




KFMDB474



KFMDG474



KFM5374W



KFM53624

* Works perfectly in a
TERRA BLACK TANDEMBOX
intivo drawer

CABLE DUCTS

Round or square cable ducts.



CD21



SD21

Available in:

- Polished Chrome
- Brushed Stainless Steel look
- 60mm diameter

SHELF SUPPORTS



SU128
Brass Supports and Bush



SU5100
Plastic Supports



SU123D
Duplo Supports



SU5100G
Glass Supports

VENTS



VMF30027



VMF150

- Available in:
- Both Natural Aluminium and Stainless Steel looks
 - A collection of sizes
 - 150mm, 300mm & 450mm

LEGS



LEG606904



PJLEG150

- ADJUSTABLE LEGS**
- Available in:
- Black, Chrome and Brushed Stainless Steel
 - 60mm x 690mm - 720mm
 - 60mm x 1100mm - 1130mm

- PLINTH LEGS**
- Available in:
- 100mm pre-set 87mm - 130mm
 - 150mm pre-set 110mm - 170mm

SCREWS

At Wilson & Bradley we have a comprehensive range of high quality screws in both Pozi and Phillips head. The range includes Truss Head Screws, Director Screws, System Screws and Chipboard Screws among many more. To view our complete range with codes, pictures and pricing please visit our website at www.wilbrad.com.au




WBX10



WBPH92




TH05




SCB04

SCREW CAPS



SCB04



SCG07

- Available in:
- White, Black, Beech and Light Grey
 - Packs of 1,000



CONSOLIDATED VENEERS

Wilson & Bradley offer a range of DECOEDGE® solutions which provides an attractive and durable edging option. The DECOEDGE® ABS range is suitable for use in kitchens, bathrooms, shopfitting, commercial and domestic furniture applications. The range includes a large number of Solid Colours, Woodgrains and Patterns to match the most common designs available in decorative board. DECOEDGE® is durable, easy to apply, trims cleanly and is resistant to chipping.



Wilson & Bradley is a reputable distributor of buffers, cover caps, gun brads, abrasives, locks, screwdrivers & driver bits, wire baskets and many other products. To view the entire range visit the website at www.wilbrad.com.au



Wilson & Bradley offers the complete SpaceMaker Softline™ range which will ensure a practical wardrobe track system.
With foot-friendly, unobtrusive, low-profile design and easy-to-clean track, Roller side-play is virtually eliminated, producing a smoother sliding operation.



- Round, modern appearance
- Large 41mm diameter rollers and brackets for quiet operation and ease of adjustment
- Design-registered anti-jump device prevents door panels from jumping off the track
- Matching infill buffers on grip stile
- Continuous finger grip on all panels
- Foot-friendly, easy-to-clean tracks

* Range includes Bottom tracks, Head channels and nylon wheels in various lengths and finishes. View the Spacemaker section of our website for the complete range



Cowdroy has a history of innovation and of being highly successful in whatever they are doing at the time. Currently, Cowdroy has focussed its attention on what they do best - door track systems and accessories. This focus means that Cowdroy can place appropriate emphasis on the design and development of new products in this area in response to market demands. Cowdroy...Right on Track!

BIFOLD DOOR TRACK - CONCEALED



TKC32025

- Concealed door track for use with bi-folding doors.
- MAXIMUM DOOR HEIGHT: 2100mm
- MAXIMUM DOOR WIDTH: 600mm
- MAXIMUM DOORS PER WHEEL: 2
- DOOR THICKNESS: 16-19mm



TKC385

ACCESSORIES REQUIRED PER DOOR

- Includes channels, strip & accessories

CODE	DESCRIPTION	1.0M	1.5M	2.0M	2.1M
TKC32025	2500mm Aluminium Track (Can be cut down)	1	1	1	1
TKC385	Wheel Assembly	1	1	1	1
TKC382	Adjustable centre hinge	2	3	4	5
BM75155	Blum 107° 0 crank hinge	3	4	5	6
BP173610	Blum Mounting Plate	3	4	5	6

* Double the above quantities if using 4 doors
- 2 doors to the left and 2 doors to the right.

Wilson & Bradley also offer the CABINET MAKER DOOR TRACK, BIFOLD DOOR TRACK - non concealed, ROLLER BEARING SLIDING GLASS TRACK and other Door track systems and accessories. Please see the Wilson & Bradley website at www.wilbrad.com.au for the full range.



Quality
ISO 9001

SAI GLOBAL

Melbourne

94 Bell Street
Preston VIC 3072
P. 03 9495 8900
F. 03 9416 8878

Sydney

Unit4, 3 Basalt Road
Greystanes NSW 2145
P. 02 8863 2700
F. 02 9636 8822

Hobart

sales@wilbrad.com.au

Brisbane

2/60 Enterprise Place
Tingalpa QLD 4173
P. 07 3890 8611
F. 07 3890 3375

Perth

43 Prosperity Ave
Wangara WA 6065
P. 08 9303 2644
F. 08 9303 9788

Adelaide

41 Weaver Street
Edwardstown SA 5039
P. 08 8276 3800
F. 08 8276 3755

