

NT, ALWAYS UNIQUE. ALWAYS DIFFERENT. ALWAYS UNIQUE.
DIFFERENT. ALWAYS UNIQUE. ALWAYS DIFFERENT. ALWAYS
ALWAYS DIFFERENT. ALWAYS UNIQUE. ALWAYS DIFFERENT.
UNIQUE. ALWAYS DIFFERENT. ALWAYS UNIQUE. ALWAYS DIF
ALWAYS UNIQUE. ALWAYS DIFFERENT. ALWAYS UNIQUE. ALI
FERENT. ALWAYS UNIQUE. ALWAYS DIFFERENT. ALWAYS UNI
AYS DIFFERENT. ALWAYS UNIQUE. ALWAYS DIFFERENT. ALI

TANDEMBOX

One programme. Two lines.

blum.com

 **blum**®

Content

TANDEMBOX overview

- 4 TANDEMBOX programme
- 12 TANDEMBOX intivo
- 16 TANDEMBOX antaro
- 20 ORGA-LINE

Solutions

- 24 DYNAMIC SPACE
- 26 Cabinet solutions
- 28 Storage solutions
- 30 Applications

Support tools

- 34 Services for the manufacturer
- 36 Professional tools
- 38 Practical assistance

Order specification

- 40 Universal Programme
- 45 TANDEMBOX intivo
- 73 TANDEMBOX antaro
- 104 Cabinet solutions
- 109 Accessories
- 111 Assembly devices
- 114 ORGA-LINE

115 Blum





TANDEMBOX

Blum's TANDEMBOX programme offers a multitude of design possibilities which complement the changing facade of kitchen design. Our proven TANDEMBOX line includes two entirely different styles to choose from; TANDEMBOX intivo which exceeds all your design and functional expectations and TANDEMBOX antaro for a sophisticated design and minimalist style.



TANDEMBOX intivo

TANDEMBOX intivo makes your kitchen unique, even on the inside. The different design options, using design elements made from a wide range of materials, mean individual design requests can be fulfilled.



TANDEMBOX antaro

TANDEMBOX antaro has a clear, rectangular design available with a gallery rail or for a closed pull-out with a design element. All components are colour coordinated, highlighting the minimalist nature of the product design.



ORGA-LINE

ORGA-LINE offers various options for organising the interior of kitchens and furniture. The inner dividing system for TANDEMBOX ensures drawer contents are always organised, easy to find and accessible.



Lighter opening forces

Lighter opening forces provide a smoother transition through to the running action producing a better opening feel.



Improved stability

Stability has been significantly improved by optimising the drawer side and further developing the front fixing bracket.



Smooth running action

Optimisation to the drawer side and TANDEMBOX cabinet profile have further enhanced the smooth, light running action when operating the drawer or pull-out.





Technological developments

Blum's TANDEMBOX programme has been optimised to provide you with an even higher quality product. Important functions of the existing system have been re-engineered to improve operating characteristics with tangible improvements made to the technology providing even greater quality of motion.

TANDEMBOX cabinet profile – Two lines. One solution

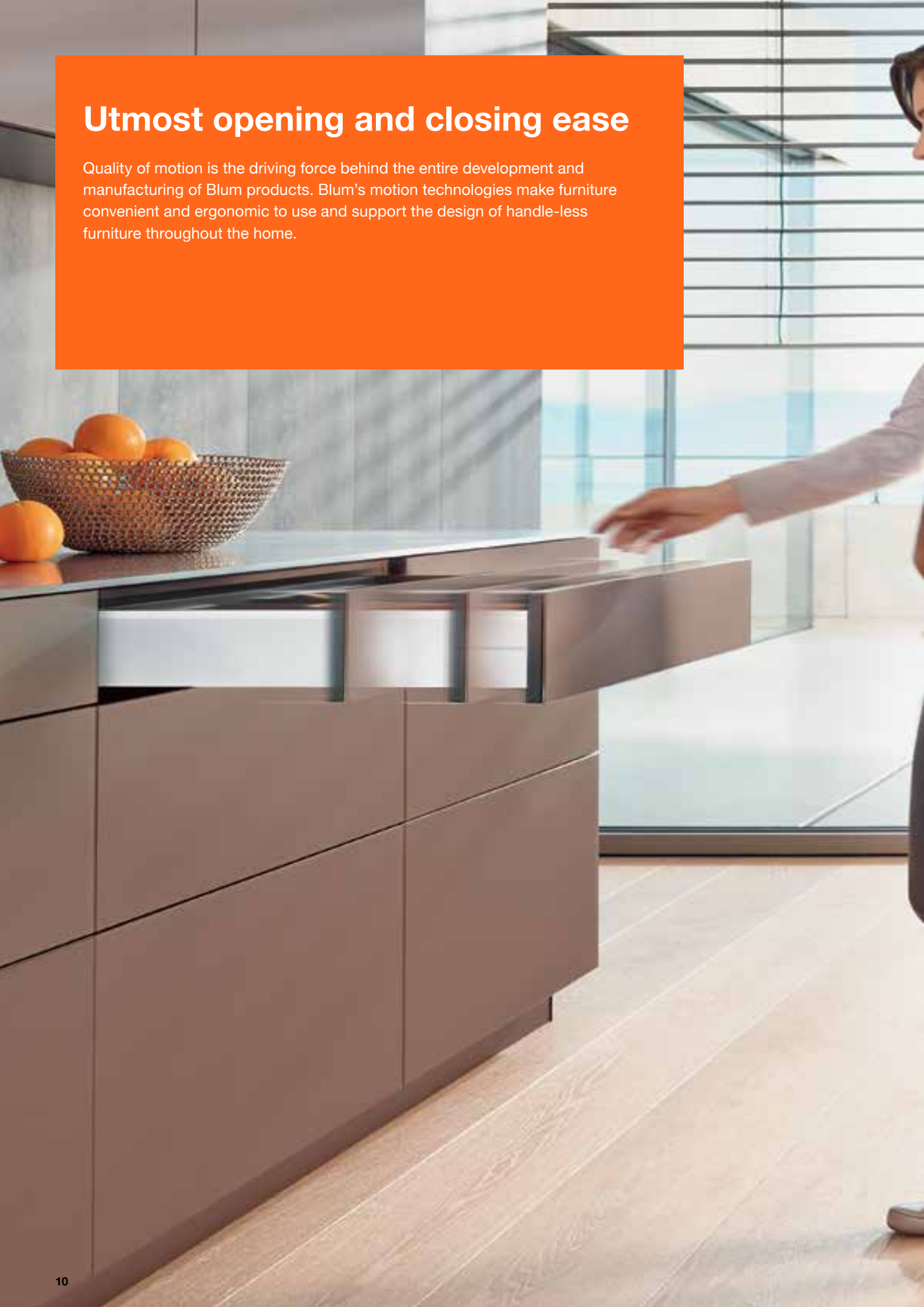




Both TANDEMBOX programme lines, TANDEMBOX intivo and TANDEMBOX antaro, are based on the tried and tested TANDEMBOX cabinet profile which has been recently optimised to provide an even higher quality product. The optimisation to the cabinet profile has further enhanced the smooth running action with its low-friction cylindrical nylon roller runners, providing a greater quality of motion for load bearing capacities of 30 or 65kg. Numerous motion and load bearing tests ensure the quality lasts the lifetime of the furniture.

Utmost opening and closing ease

Quality of motion is the driving force behind the entire development and manufacturing of Blum products. Blum's motion technologies make furniture convenient and ergonomic to use and support the design of handle-less furniture throughout the home.



BLUMOTION

BLUMOTION soft-close technology is integrated into the cabinet profile and adapts itself to the size, weight and speed of the closing furniture.



SERVO-DRIVE

With SERVO-DRIVE electrical opening support system, a light touch on the handle-less front or a gentle pull on the handle opens furniture. SERVO-DRIVE is compatible with BLUMOTION soft-close, enhancing user comfort and freedom of motion.



TIP-ON BLUMOTION*

TIP-ON BLUMOTION is a 100% mechanical opening and soft closing support system that offers functional opening and closing support to handle-less furniture designs in living areas throughout the home.



* TIP-ON BLUMOTION for TANDEMBOX is available from June 2017.

TANDEMBOX intivo – the individual line



blum



A versatile design for individual ideas

TANDEMBOX intivo offers a multitude of design possibilities, making every cabinet interior unique. TANDEMBOX intivo lets you personalise your design, bringing endless new possibilities to inspire and stimulate. For the customer looking for the next level of design and sophistication, TANDEMBOX intivo opens up a new world of design options for pull-outs.

TANDEMBOX intivo is recognised internationally having won numerous international design awards.



TANDEMBOX intivo – always different, always unique

TANDEMBOX intivo provides a solution for those customers who are looking to create individuality by either complementing or contrasting the interior with the exterior furniture design. TANDEMBOX intivo utilises specially developed drawer sides for pull-outs with the option of either a sleek and classic design using a BOXCAP or an individualised look using a design element with a BOXCOVER.





BOXCAP – for a continuous design

A simple BOXCAP panel with a uniform metal design can be added to the drawer side to create a continuous look and feel. The BOXCAP is available in two colour finishes: Terra Black or Silk White which is an extension to the drawer side creating a timeless and uniform appearance.



Pull-out in Terra Black with BOXCAP

BOXCOVER and design element – for individual character

A BOXCOVER in combination with a design element such as frosted glass, imitation leather or customisation of glass design elements creates endless design possibilities for an individual look. Closed and seamless side panels produce a harmonious result.



Pull-out in Terra Black with BOXCOVER and design element


TANDEMBOX antaro – the minimalist line



blum



TANDEMBOX antaro is recognised internationally having won numerous international design awards.





Clear-cut rectangular design for a modern drawer system

TANDEMBOX antaro combines proven technology with a minimalist design highlighting that less is more. TANDEMBOX antaro exceeds expectations, offering more choices to complement the changing facade of kitchen design.

TANDEMBOX antaro – minimalist style with a sophisticated edge

TANDEMBOX antaro creates a sophisticated edge to the kitchen and living areas throughout the home. TANDEMBOX antaro offers a clear cut, rectangular design – with a choice of an open pull-out characterised by a gallery rail or a closed pull-out using a metal or frosted glass design element. All components have been colour coordinated in Silk White to underline the minimalist design.





'M' height drawer



'D' height pull-out with gallery rail



'C' height pull-out with frosted glass design element



'D' height pull-out with metal design element

Practical organisation

In the kitchen and throughout the home, organisation is essential. ORGA-LINE inner dividing system for TANDEMBOX ensures drawer and pull-out contents are always neatly organised, easy to find and readily accessible. ORGA-LINE containers or lateral and cross dividers can be arranged as required depending on the items being stored.





ORGA-LINE in a TANDEMBOX intivo inner drawer and high fronted pull-out in Silk White with a BOXCOVER and frosted glass design element organises baking trays and moulds.



ORGA-LINE cross dividers in a TANDEMBOX antaro pull-out in Silk White with a gallery rail is used for provisions.



ORGA-LINE cross dividers in a TANDEMBOX intivo pull-out in Terra Black with a frosted glass design element is used for provisions.



ORGA-LINE in a TANDEMBOX 'M' height drawer in Silk White organises odds and ends.



ORGA-LINE cutlery inserts used in a 'M' height drawer in Silk White.



ORGA-LINE utensil dividers used in a 'M' height drawer in Silk White.

Everything you need at a glance

Our practical ORGA-LINE kitchen accessories simplify many tasks whether it is storing and dispensing plastic wrap or foil, carrying plates or safely storing knives and spices. All ORGA-LINE accessories ensure that everything is close at hand and easy to access when needed.



TANDEMBOX
drawer with
ORGA-LINE film
and foil dispenser.



TANDEMBOX
intivo pull-out with
ORGA-LINE plate holder.



TANDEMBOX
intivo pull-out with
ORGA-LINE
spice holder.



TANDEMBOX
drawer with knife
holder in a
SPACE CORNER
solution.



Practical kitchens

Well-designed products like TANDEMBOX and ORGA-LINE bring high levels of functionality to every kitchen. TANDEMBOX has proven its worth for many years, with its ability to withstand intense daily use for the lifetime of the furniture.

ORGA-LINE is a simple way of creating and enabling fluid work processes.



Ideas from Blum
for practical kitchens

Blum's ideas for practical kitchens

A kitchen has to be fit for everyday use. That's why Blum has been researching the requirements of kitchen users for years. In this way, new ideas for making modern kitchens even more practical are constantly being generated as part of DYNAMIC SPACE. More information can be found at **blum.com**

Simple workflows

TANDEMBOX drawers and pull-outs are fully extendable providing complete overview and easy access right into the back corner. ORGA-LINE dividers guarantee order and organisation of all stored item such as cooking utensils, bottles and provisions.



Space optimisation

Maximise the use of available space by planning kitchens with wide, high and deep pull-outs. The closed pull-outs with the various design elements, create more space for storage. Solutions such as the Sink Cabinet can be used gaining additional storage space from previous unused areas.



Top quality motion

With low opening forces, incredibly smooth running action and integrated BLUMOTION soft-close, TANDEMBOX increases comfort in the kitchen. Combine with SERVO-DRIVE or TIP-ON BLUMOTION for superior quality of motion and enhanced user convenience.*



* TIP-ON BLUMOTION for TANDEMBOX is available from June 2017.



Cabinet solutions

Innovative cabinet solutions ensure available space is optimised. Blum's space saving cabinet solutions create valuable additional storage space without changing the size of the room. SPACE TOWER, SPACE CORNER, Sink Cabinet and Narrow Cabinet are all achievable solutions with TANDEMBOX.

SPACE TOWER

Blum's SPACE TOWER is the optimal pantry solution. Utilising fully extendable individual pull-outs, contents are easily accessible from all three sides. This solution can also be adapted to suit bedroom wardrobes and living room cabinets.



SPACE CORNER

The SPACE CORNER solution ensures space in corner cabinets is optimised with ergonomic and easy accessibility. Full extension offers direct access into the furthest corner and even small items can be organised and secured by using ORGA-LINE inner dividing systems.



Sink Cabinet

Blum's Sink Cabinet makes optimal use of available space in the cabinet under the sink. Additional usable space is gained via the u-shaped cut out with the Sink Drawer. The waste-bin pull-out allows for effortless and convenient access to cleaning items and waste-bins.



Narrow Cabinet

Blum's Narrow Cabinet solution makes use of otherwise wasted yet valuable storage space in kitchens. This is especially practical when positioned close to the preparation bench or stove for bottle and spice storage, carrying up to 20 kgs.



Storage solutions

Practical and versatile, ORGA-LINE inner dividing system makes optimal use of storage space in TANDEMBOX drawers and pull-outs. ORGA-LINE ensures stored items are well organised and easily accessible in every drawer throughout the home.





ORGA-LINE in TANDEMBOX intivo pull-out ensures everything is easily accessible and organised.



TANDEMBOX intivo pull-out ensures plastic containers and matching lids are kept neat and tidy with ORGA-LINE.



TANDEMBOX intivo waste bin pull-out with ORGA-LINE dividers provides secure storage of cleaning agents.



TANDEMBOX antaro pull-out with ORGA-LINE dividers provides a solution for presenting and storing goods.



TANDEMBOX antaro with ORGA-LINE bottle drawer solution. Wider pull-out offers additional space for chopping boards.



TANDEMBOX intivo pull-out with ORGA-LINE dividers for organised storage of pots, pans and lids.

Effortless and completely versatile

With TANDEMBOX, you can realise all of your design aspirations in any living area throughout the home. TANDEMBOX works with all applications from drawers, inner drawers and high fronted pull-outs. Individual practical cabinet solutions such as the SPACE TOWER for the pantry, SPACE CORNER for corner cabinets, Sink Cabinet or the Narrow Cabinet are all possible with TANDEMBOX.





Numerous applications

TANDEMBOX offers a complete programme for pull-outs and drawers. Whether in the kitchen, bedroom, bathroom or living area – all applications are possible with TANDEMBOX.



TANDEMBOX intivo in the living room: High fronted pull-out in Terra Black with BOXCOVER and leather design element.



TANDEMBOX antaro in the bathroom: High fronted pull-out in Silk White with gallery rail.



TANDEMBOX intivo in the bedroom: High fronted pull-out in Silk White with BOXCOVER and personalised design element.



Services for the manufacturer

Blum would like to make the ordering, assembly and marketing of its products as easy as possible for our customers and partners. A variety of useful online applications as well as special planning and ordering software are available to support your daily activities.



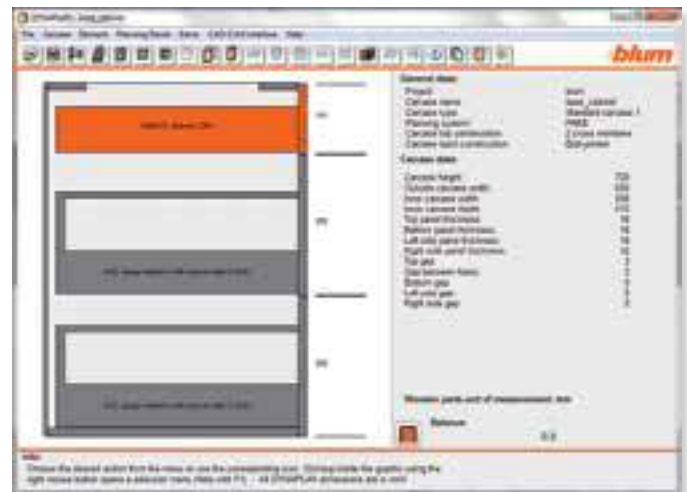
Online Product Configurator

The Online Product Configurator assists with the selection and ordering of the correct fittings. Along with parts lists for your desired fitting solution, you also get marketing information, manufacturing and assembly documentation as well as 2D/3D CAD data.



DYNALOG

Using Blum's DYNALOG planning software, the cabinet planning for Blum fittings is complete and precise. The program can be operated intuitively, automatic collision checks ensure that designs are feasible and do away with trial applications.



DYNAPLAN interfaces


Complete plans can be exported and imported to or from your CAD or CAM system at the touch of a button via interfaces in DYNAPLAN. In this way, DYNAPLAN supports your main program with both every-day solutions as well as special constructions.



Professional tools


The assembly of TANDEMBOX is simple and convenient. Thanks to special assembly devices and templates, TANDEMBOX can be assembled and installed precisely and efficiently depending on your needs.





BOXFIX E-T

BOXFIX E-T ensures that TANDEMBOX assembly is fast and convenient - with users benefitting from straight forward assembly assistance both in the workshop and when on-site with the customer. All drawer parts are assembled in an efficient and economical way. This ensures a clean and precise end result for assembly.



Universal drilling template

The multifunctional assembly device for pre-drilling drawer fronts.



Universal drilling template

The multifunctional assembly device for pre-drilling of fixing positions for cabinet profiles.




Universal individual template

The multifunctional assembly device for predrilling the fixing positions for cabinet profiles, lift mechanisms and mounting and adapter plates.



MINISTICK (new)

Facilitates easy and precise drilling for TANDEMBOX and LEGRABOX when using Blum's MINIPRESS P (retrofit option).



Marking template

Marking template for the processing of TANDEMBOX intivo front fixing bracket.



Drilling template for SPACE CORNER

Drilling template for the processing of SPACE CORNER with SYNCROMOTION.



Drilling template for distance bumper

Bumper drilling template for use on an unattached or attached front and/or cabinet.

Practical assistance - on-site support

Precision installation and adjustment have an impact on top quality motion. At Blum, we would like to make it as easy as possible for manufacturers, cabinet makers and installers to use Blum products in workshops and on-site. Practical support is provided at every stage of assembly and installation via a useful app, simple assembly instructions and practical templates.



EASY ASSEMBLY App

Blum's complimentary EASY ASSEMBLY App provides cabinetmakers and installers with useful instructions and videos that support on-site assembly, installation and adjustment of Blum fittings.



Simple assembly instructions

Blum products come with easy step-by-step assembly instructions. Assembly and installation instructions can also be found in Blum's trade catalogue and can be downloaded from the Media centre on Blum's website.



Practical templates

Blum's practical templates are a perfect combination of high precision and practical value. These templates can be used in workshops and are easily transported to support on-site assembly and installation.



Universal programme - TANDEMBOX intivo



blum

TANDEMBOX intivo – drawer and inner drawer



Drawer

Drawer side height M
(83.6 mm)

| Nominal Lengths | 30kg | 65kg |
|-----------------|------|------|
| 270 mm | • | |
| 350 mm | • | |
| 400 mm | • | |
| 450 mm | • | • |
| 500 mm | • | • |
| 550 mm | • | • |
| 650 mm | | • |



Inner Drawer

Drawer side height M
(83.6 mm)

| Nominal Lengths | 30kg | 65kg |
|-----------------|------|------|
| 270 mm | • | |
| 350 mm | • | |
| 400 mm | • | |
| 450 mm | • | • |
| 500 mm | • | • |
| 550 mm | • | • |
| 650 mm | | • |

ORGA-LINE for pull-outs



TANDEMBOX intivo with ORGA-LINE
available in Terra Black



TANDEMBOX intivo with ORGA-LINE
available in Silk White

TANDEMBOX intivo - high fronted pull-out and inner pull-out



BOXCOVER with design element



BOXCAP

High fronted pull-out

Drawer side height D (224 mm)

| Nominal Lengths | 30kg | 65kg |
|-----------------|------|------|
| 350 mm | • | |
| 400 mm | • | |
| 450 mm | • | • |
| 500 mm | • | • |
| 550 mm | • | • |
| 650 mm | | • |



BOXCOVER with design element



BOXCAP with front gallery rail

Inner pull-out

Drawer side height D (224 mm)


Front piece with design element or gallery rail

| Nominal Lengths | 30kg | 65kg |
|-----------------|------|------|
| 350 mm | • | |
| 400 mm | • | |
| 450 mm | • | • |
| 500 mm | • | • |
| 550 mm | • | • |
| 650 mm | | • |

Colour finishes



Terra Black



Silk White

Motion Technologies

TANDEMBOX includes Blum's integrated, adaptive dampening system BLUMOTION which ensures it closes silently and effortlessly.

BLUMOTION

by Blum

TANDEMBOX is compatible with SERVO-DRIVE, Blum's electrical motion support system.

SERVO-DRIVE

by Blum

TANDEMBOX is available in a version compatible with TIP-ON BLUMOTION mechanical opening and soft closing support system.*

TIP-ON BLUMOTION

by Blum

*TIP-ON BLUMOTION for TANDEMBOX is available from June 2017.

Universal programme - TANDEMBOX antaro



blum

TANDEMBOX antaro – drawer and inner drawer



Drawer

Drawer side height N
(68.5 mm)

| Nominal Lengths | 30kg |
|-----------------|------|
| 400 mm | • |
| 450 mm | • |
| 500 mm | • |
| 550 mm | • |



Drawer

Drawer side height M
(83.6 mm)

| Nominal Lengths | 30kg | 65kg |
|-----------------|------|------|
| 270 mm | • | |
| 350 mm | • | |
| 400 mm | • | |
| 450 mm | • | • |
| 500 mm | • | • |
| 550 mm | • | • |
| 650 mm | | • |



Inner Drawer

Drawer side height M
(83.6 mm)

| Nominal Lengths | 30kg | 65kg |
|-----------------|------|------|
| 270 mm | • | |
| 350 mm | • | |
| 400 mm | • | |
| 450 mm | • | • |
| 500 mm | • | • |
| 550 mm | • | • |
| 650 mm | | • |

ORGA-LINE for pull-outs



TANDEMBOX antaro with ORGA-LINE
available in Silk White only

Colour finish



Silk White

TANDEMBOX antaro – high fronted pull-out and inner pull-out



Metal design element



Frosted glass design element



Gallery rail

High fronted pull-out

Drawer side height C
(196 mm)

| Nominal Lengths | 30kg | 65kg |
|-----------------|------|------|
| 270 mm | • | |
| 350 mm | • | |
| 400 mm | • | |
| 450 mm | • | • |
| 500 mm | • | • |
| 550 mm | • | • |
| 650 mm | | • |



Metal design element



Frosted glass design element



Gallery rail

Inner pull-out

Drawer side height C
(196 mm)
Front piece with design
element or gallery rail.

| Nominal Lengths | 30kg | 65kg |
|-----------------|------|------|
| 270 mm | • | |
| 350 mm | • | |
| 400 mm | • | |
| 450 mm | • | • |
| 500 mm | • | • |
| 550 mm | • | • |
| 650 mm | | • |



Metal design element



Frosted glass design element



Gallery rail

High fronted pull-out

Drawer side height D
(228 mm)

| Nominal Lengths | 30kg | 65kg |
|-----------------|------|------|
| 270 mm | • | |
| 350 mm | • | |
| 400 mm | • | |
| 450 mm | • | • |
| 500 mm | • | • |
| 550 mm | • | • |
| 650 mm | | • |



Metal design element



Frosted glass design element



Gallery rail

Inner pull-out

Drawer side height D
(228 mm)
Front piece with design
element or gallery rail.

| Nominal Lengths | 30kg | 65kg |
|-----------------|------|------|
| 270 mm | • | |
| 350 mm | • | |
| 400 mm | • | |
| 450 mm | • | • |
| 500 mm | • | • |
| 550 mm | • | • |
| 650 mm | | • |

Motion Technologies

TANDEMBOX includes Blum's integrated, adaptive dampening system BLUMOTION which ensures it closes silently and effortlessly.



TANDEMBOX is compatible with SERVO-DRIVE, Blum's electrical motion support system.



TANDEMBOX is available in a version compatible with TIP-ON BLUMOTION mechanical opening and soft closing support system.*



*TIP-ON BLUMOTION for TANDEMBOX is available from June 2017.

TANDEMBOX intivo
TANDEMBOX antaro



TANDEMBOX – overview

TANDEMBOX intivo



TANDEMBOX antaro




High fronted pull-outs



Inner pull-outs



Closed pull-outs



ORGA-LINE

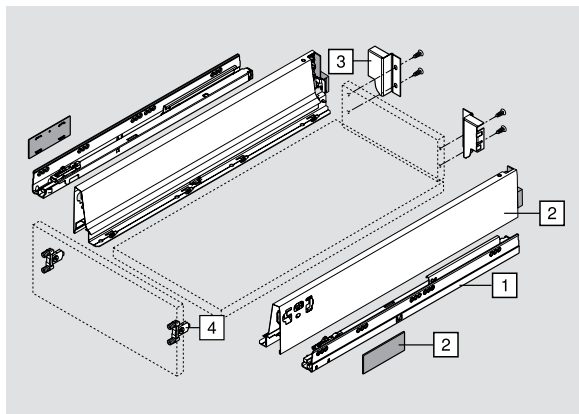


TANDEMBOX intivo




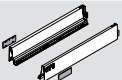
Drawer – height M

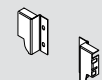
Product



Order specification

| 1 | Cabinet profile left/right | | BLUMOTION | | | |
|---|----------------------------|------|-----------|------|-----------|--|
|  | | | | | | |
| | 270 mm | 30kg | 578.2701B | | | |
| | 350 mm | 30kg | 578.3501B | | | |
| | 400 mm | 30kg | 578.4001B | | | |
| | 450 mm | 30kg | 578.4501B | 65kg | 576.4501B | |
| | 500 mm | 30kg | 578.5001B | 65kg | 576.5001B | |
| | 550 mm | 30kg | 578.5501B | 65kg | 576.5501B | |
| | 650 mm | | | 65kg | 576.6501B | |

| 2 | Drawer side left/right | | | |
|--|------------------------|--|------------|----|
|  | Colour | | SW | TS |
| | Nominal lengths | | Steel | |
| | 270 mm | | 378M2702SA | |
| | 350 mm | | 378M3502SA | |
| | 400 mm | | 378M4002SA | |
| | 450 mm | | 378M4502SA | |
| | 500 mm | | 378M5002SA | |
| | 550 mm | | 378M5502SA | |
| | 650 mm | | 378M6502SA | |


| 3 | Back fixing left/right | | | |
|--|------------------------|--|-------------|----|
|  | Colour | | SW | TS |
| | | | Steel | |
| | | | Z30M000S.04 | |

TANDEMBOX intivo



Drawer – height M

Order specification

| 4 | Front fixing bracket | |
|---|----------------------|----------|
|  | INSERTA version | ZSF.39A2 |
| | Screw-on version | ZSF.35A2 |
| | | |

SERVO-DRIVE applications

For additional components required for SERVO-DRIVE applications refer to page 108



TS - Terra Black



SW - Silk White

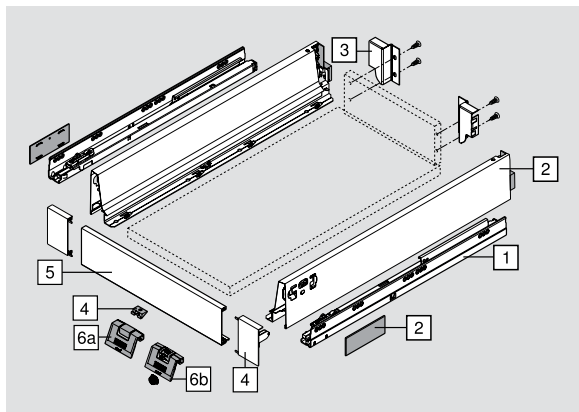
For planning, assembly, installation and adjustment information please refer to Blum's trade catalogue, DYNALOG planning and ordering software, Blum Online Product Configurator and/or our EASY ASSEMBLY App.

TANDEMBOX intivo




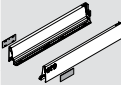
Inner drawer – height M


Product



Order specification

| | | | | | |
|---|----------------------------|-----------|-----------|------|-----------|
| 1 | Cabinet profile left/right | | | | |
|  | Nominal lengths | BLUMOTION | | | |
| | 270 mm | 30kg | 578.2701B | | |
| | 350 mm | 30kg | 578.3501B | | |
| | 400 mm | 30kg | 578.4001B | | |
| | 450 mm | 30kg | 578.4501B | 65kg | 576.4501B |
| | 500 mm | 30kg | 578.5001B | 65kg | 576.5001B |
| | 550 mm | 30kg | 578.5501B | 65kg | 576.5501B |
| | 650 mm | | | 65kg | 576.6501B |

| | | | | | |
|--|------------------------|------------|--|--|--|
| 2 | Drawer side left/right | | | | |
|  | Colour | SW | | | |
| | Nominal lengths | Steel | | | |
| | 270 mm | 378M2702SA | | | |
| | 350 mm | 378M3502SA | | | |
| | 400 mm | 378M4002SA | | | |
| | 450 mm | 378M4502SA | | | |
| | 500 mm | 378M5002SA | | | |
| | 550 mm | 378M5502SA | | | |
| | 650 mm | 378M6502SA | | | |

| | | | | | |
|---|------------------------|-------------|--|--|--|
| 3 | Back fixing left/right | | | | |
|  | Colour | SW | | | |
| | | Steel | | | |
| | | Z30M000S.04 | | | |

TANDEMBOX intivo



Inner drawer – height M

Order specification

| | | | |
|---|-------------------------|-------|----|
| <div>4</div> <div></div> | Front fixing left/right | | |
| | | | |
| | Colour | SW | TS |
| | Includes locking piece | Steel | |
| | ZIF.80M0.01 | | |

| | | | |
|---|----------------------------|-----------|----|
| <div>5</div> <div></div> | Front piece without groove | | |
| | | | |
| | Colour | SW | TS |
| | | Aluminium | |
| For cutting to size | Z31L1036A | | |

| | | | |
|---|-------------------|-------|----|
| <div>6a</div> <div></div> | Handle (optional) | | |
| | | | |
| | Colour | SW | TS |
| | | Nylon | |
| | ZIF.80M5 | | |

| | | | |
|--|-----------------------------|-------|----|
| <div>6b</div> <div></div> | Handle and latch (optional) | | |
| | | | |
| | Colour | SW | TS |
| | | Nylon | |
| | ZIF.80M7 | | |

SERVO-DRIVE applications

For additional components required for SERVO-DRIVE applications refer to page 108



TS - Terra Black



SW - Silk White

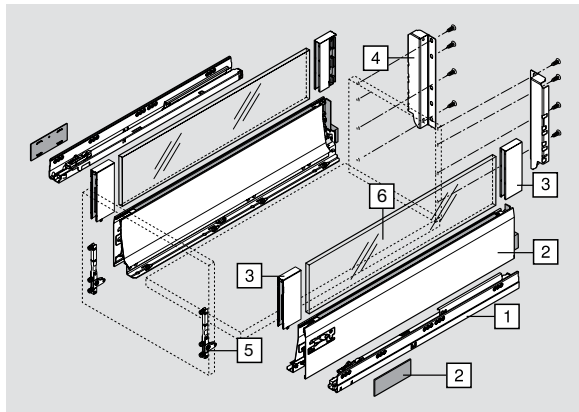
For planning, assembly, installation and adjustment information please refer to Blum's trade catalogue, DYNALOG planning and ordering software, Blum Online Product Configurator and/or our EASY ASSEMBLY App.

TANDEMBOX intivo




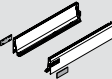
High fronted pull-out with BOXCOVER – height D

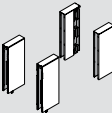
Product



Order specification

| 1 | Cabinet profile left/right | | | | |
|--|----------------------------|------|------------------|------|-----------|
|  | Nominal lengths | | BLUMOTION | | |
| | 350 mm | 30kg | 578.3501B | | |
| | 400 mm | 30kg | 578.4001B | | |
| | 450 mm | 30kg | 578.4501B | 65kg | 576.4501B |
| | 500 mm | 30kg | 578.5001B | 65kg | 576.5001B |
| | 550 mm | 30kg | 578.5501B | 65kg | 576.5501B |
| | 650 mm | | | 65kg | 576.6501B |

| 2 | Drawer side left/right | | |
|---|------------------------|------------|----|
|  | Colour | SW | TS |
| | Nominal lengths | Steel | |
| | 350 mm | 378L3502SA | |
| | 400 mm | 378L4002SA | |
| | 450 mm | 378L4502SA | |
| | 500 mm | 378L5002SA | |
| | 550 mm | 378L5502SA | |
| | 650 mm | 378L6502SA | |

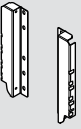
| 3 | BOXCOVER set left/right | | |
|---|-------------------------|-------|------------|
|  | Colour | SW | TS |
| | | Steel | |
| | Symmetrical | 2x | Z36L002G1S |

TANDEMBOX intivo



High fronted pull-out with BOXCOVER – height D

Order specification

| 4 | Back fixing left/right | | |
|---|------------------------|----------|----|
|  | | | |
| | Colour | SW | TS |
| | | Steel | |
| | | Z30D000S | |

| 5 | Front fixing brackets for high fronted pull-out | | |
|---|---|-----|----------|
|  | EXPANDO | 2 x | ZSF.532E |
| | | | |

Page instructions

| | |
|-----------------------------------|--------|
| 6 Design element | Pg 71 |
| Additional Accessories (optional) | Pg 109 |

SERVO-DRIVE applications

For additional components required for SERVO-DRIVE applications refer to page 108



TS - Terra Black



SW - Silk White

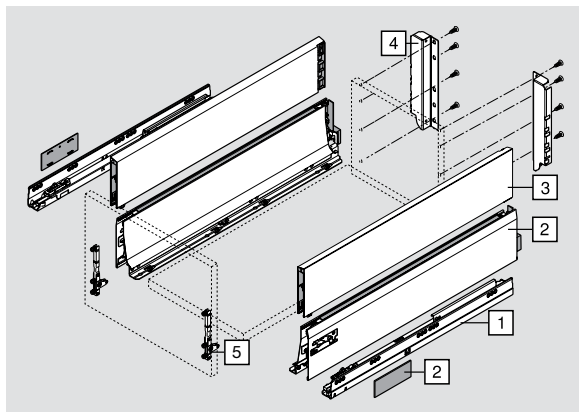
For planning, assembly, installation and adjustment information please refer to Blum's trade catalogue, DYNALOG planning and ordering software, Blum Online Product Configurator and/or our EASY ASSEMBLY App.

TANDEMBOX intivo




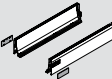
High fronted pull-out with BOXCAP – height D

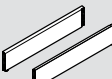
Product



Order specification

| 1 | Cabinet profile left/right | | | | |
|--|----------------------------|-----------|-----------|------|-----------|
|  | Nominal lengths | BLUMOTION | | | |
| | 350 mm | 30kg | 578.3501B | | |
| | 400 mm | 30kg | 578.4001B | | |
| | 450 mm | 30kg | 578.4501B | 65kg | 576.4501B |
| | 500 mm | 30kg | 578.5001B | 65kg | 576.5001B |
| | 550 mm | 30kg | 578.5501B | 65kg | 576.5501B |
| | 650 mm | | | 65kg | 576.6501B |

| 2 | Drawer side left/right | | |
|---|------------------------|------------|----|
|  | Colour | SW | TS |
| | Nominal lengths | Steel | |
| | 350 mm | 378L3502SA | |
| | 400 mm | 378L4002SA | |
| | 450 mm | 378L4502SA | |
| | 500 mm | 378L5002SA | |
| | 550 mm | 378L5502SA | |
| | 650 mm | 378L6502SA | |

| 3 | BOXCAP left/right | | |
|---|-------------------|------------|----|
|  | Set | | |
| | Colour | SW | TS |
| | Nominal lengths | Steel | |
| | 350 mm | Z37L340S.D | |
| | 400 mm | Z37L390S.D | |
| | 450 mm | Z37L440S.D | |
| | 500 mm | Z37L490S.D | |
| | 550 mm | Z37L540S.D | |
| | 650 mm | Z37L640S.D | |

TANDEMBOX intivo



High fronted pull-out with BOXCAP – height D

Order specification

| | | | |
|---|------------------------|----------|----|
| 4 | Back fixing left/right | | |
|  | | | |
| | Colour | SW | TS |
| | | Steel | |
| | | Z30D000S | |

| | | | |
|---|---|-----|----------|
| 5 | Front fixing brackets for high fronted pull-out | | |
|  | EXPANDO | 2 x | ZSF.532E |
| | | | |

SERVO-DRIVE applications

For additional components required for SERVO-DRIVE applications refer to page 108



TS - Terra Black



SW - Silk White

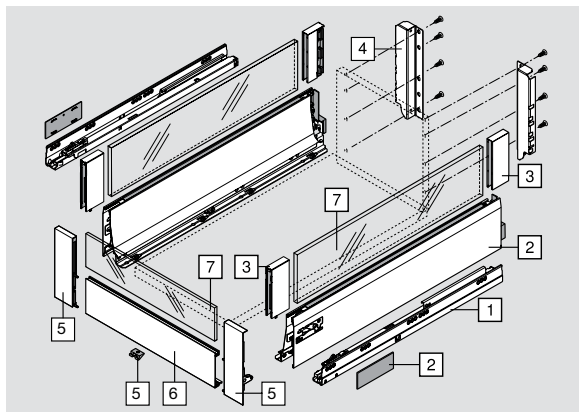
For planning, assembly, installation and adjustment information please refer to Blum's trade catalogue, DYNALOG planning and ordering software, Blum Online Product Configurator and/or our EASY ASSEMBLY App.

TANDEMBOX intivo




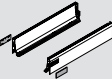
Inner pull-out with design element – height D

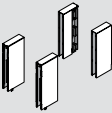
Product



Order specification

| 1 | Cabinet profile left/right | | | | |
|--|----------------------------|------|------------------|------|-----------|
|  | Nominal lengths | | BLUMOTION | | |
| | 350 mm | 30kg | 578.3501B | | |
| | 400 mm | 30kg | 578.4001B | | |
| | 450 mm | 30kg | 578.4501B | 65kg | 576.4501B |
| | 500 mm | 30kg | 578.5001B | 65kg | 576.5001B |
| | 550 mm | 30kg | 578.5501B | 65kg | 576.5501B |
| | 650 mm | | | 65kg | 576.6501B |

| 2 | Drawer side left/right | | |
|---|------------------------|------------|----|
|  | Colour | SW | TS |
| | Nominal lengths | Steel | |
| | 350 mm | 378L3502SA | |
| | 400 mm | 378L4002SA | |
| | 450 mm | 378L4502SA | |
| | 500 mm | 378L5002SA | |
| | 550 mm | 378L5502SA | |
| | 650 mm | 378L6502SA | |

| 3 | BOXCOVER set left/right | | |
|---|-------------------------|-------|------------|
|  | Colour | SW | TS |
| | | Steel | |
| | Symmetrical | 2x | Z36L002G1S |

TANDEMBOX intivo



Inner pull-out with design element – height D

Order specification

| 4 | Back fixing left/right | | |
|---|------------------------|----------|----|
| | Colour | SW | TS |
| | | Steel | |
| | | Z30D000S | |
| | | | |

| 5 | Front fixing left/right set | | |
|---|-----------------------------|-------------|----|
| | Colour | SW | TS |
| | Includes locking piece | Steel | |
| | | ZIF.81D0.01 | |
| | | | |

| 6 | Front piece with groove | | |
|---|-------------------------|------------|----|
| | Colour | SW | TS |
| | | Aluminium | |
| | For cutting size | Z31L1036AN | |
| | | | |

Page instructions

7 Design element made from glass

Pg 71

SERVO-DRIVE applications

For additional components required for SERVO-DRIVE applications refer to page 108



TS - Terra Black



SW - Silk White

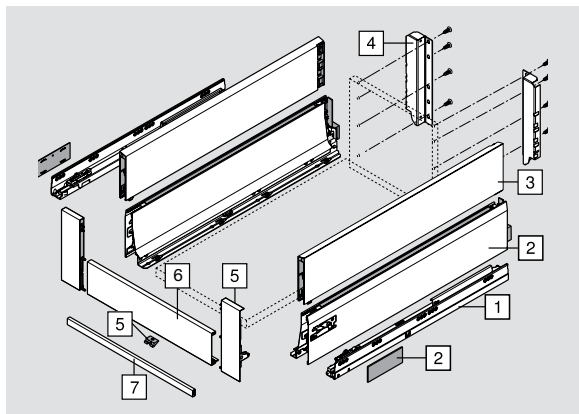
For planning, assembly, installation and adjustment information please refer to Blum's trade catalogue, DYNALOG planning and ordering software, Blum Online Product Configurator and/or our EASY ASSEMBLY App.

TANDEMBOX intivo





Inner pull-out with gallery – height D

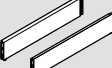
Product



Order specification

| 1 | Cabinet profile left/right | | | | |
|--|----------------------------|-----------|-----------|------|-----------|
|  | Nominal lengths | BLUMOTION | | | |
| | 350 mm | 30kg | 578.3501B | | |
| | 400 mm | 30kg | 578.4001B | | |
| | 450 mm | 30kg | 578.4501B | 65kg | 576.4501B |
| | 500 mm | 30kg | 578.5001B | 65kg | 576.5001B |
| | 550 mm | 30kg | 578.5501B | 65kg | 576.5501B |
| | 650 mm | | | 65kg | 576.6501B |

| 2 | Drawer side left/right | | |
|---|------------------------|------------|----|
|  | Colour | SW | TS |
| | Nominal lengths | Steel | |
| | 350 mm | 378L3502SA | |
| | 400 mm | 378L4002SA | |
| | 450 mm | 378L4502SA | |
| | 500 mm | 378L5002SA | |
| | 550 mm | 378L5502SA | |
| | 650 mm | 378L6502SA | |

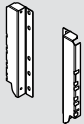
| 3 | BOXCAP left/right | | |
|---|-------------------|------------|----|
|  | Set | | |
| | Colour | SW | TS |
| | Nominal lengths | Steel | |
| | 350 mm | Z37L340S.D | |
| | 400 mm | Z37L390S.D | |
| | 450 mm | Z37L440S.D | |
| | 500 mm | Z37L490S.D | |
| | 550 mm | Z37L540S.D | |
| | 650 mm | Z37L640S.D | |

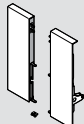
TANDEMBOX intivo

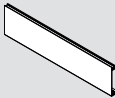



Inner pull-out with gallery – height D

Order specification

| | | | |
|---|------------------------|----------|----|
| 4 | Back fixing left/right | | |
|  | | | |
| | Colour | SW | TS |
| | | Steel | |
| | | Z30D000S | |

| | | | |
|---|-----------------------------|-------------|----|
| 5 | Front fixing set left/right | | |
|  | | | |
| | Colour | SW | TS |
| | Includes locking piece | Steel | |
| | | ZIF.81D0.01 | |

| | | | |
|--|----------------------------|-----------|----|
| 6 | Front piece without groove | | |
|  | | | |
| | Colour | SW | TS |
| | | Aluminium | |
| | For cutting size | Z31L1036A | |

| | | | |
|---|---------------------------|-----------|----|
| 7 | Rectangular cross gallery | | |
|  | | | |
| | Colour | SW | TS |
| | | Aluminium | |
| | For cutting size | ZRG.1046Z | |

SERVO-DRIVE applications

For additional components required for SERVO-DRIVE applications refer to page 108



TS - Terra Black



SW - Silk White

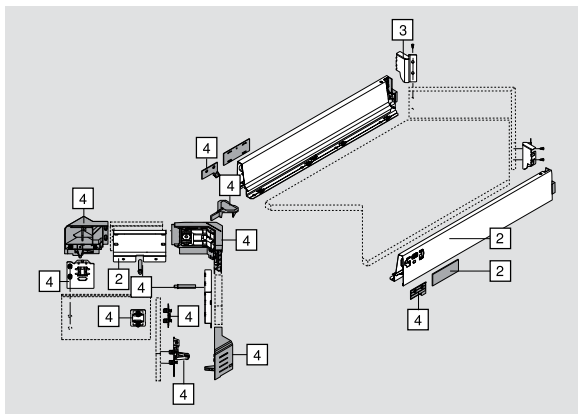
For planning, assembly, installation and adjustment information please refer to Blum's trade catalogue, DYNALOG planning and ordering software, Blum Online Product Configurator and/or our EASY ASSEMBLY App.

TANDEMBOX intivo


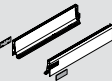



SPACE CORNER with SYNCROMOTION – drawer M

Product



Order specification


| | | | |
|---|---|-----------------------|----------------|
| 1 | Cabinet profile left/right | | |
| |  | Nominal length | |
| | | 650 mm | 65kg 576.6501B |
| 2 | Drawer side left/right | | |
| |  | Colour | SW TS |
| | | Nominal length | Steel |
| | | 650 mm | 378M6502SA |
| 3 | Corner back fixing left/right | | |
| |  | Colour | SW TS |
| | | | Steel |
| | | | Z30M000S.45 |

TANDEMBOX intivo



SPACE CORNER with SYNCROMOTION – drawer M

Order specification

| <div>4</div>  | SYNCROMOTION set | |
|--|--|-------------|
| | Colour | SW |
| | | Nylon |
| | | Z33M000E0A6 |
| | Composed of: 4a 1x Syncro front bracket 4b 1x Corner front piece left/right 4c 2x Front fixing Syncro 4d 1x Front fixing roll left/right 4e 1x Connecting link left/right 4f 1x Gap template 4 mm (Orange) 4g 2x BLUMOTION 4h 2x Countersunk screw M5 x 25 4i 3x Nylon screw 4.8 x 30 | |

SERVO-DRIVE applications

For additional components required for SERVO-DRIVE applications refer to page 108



TS - Terra Black



SW - Silk White

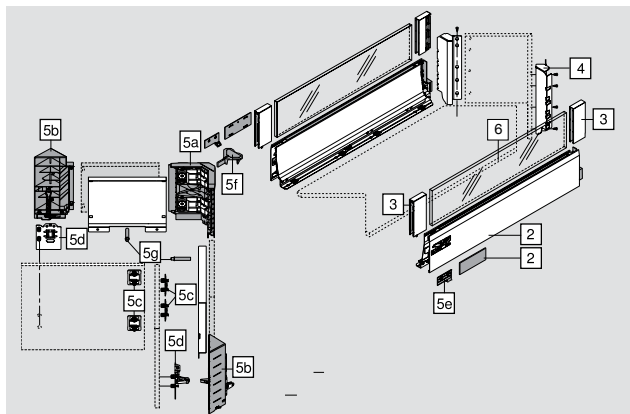
For planning, assembly, installation and adjustment information please refer to Blum's trade catalogue, DYNALOG planning and ordering software, Blum Online Product Configurator and/or our EASY ASSEMBLY App.

TANDEMBOX intivo


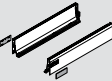
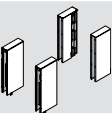
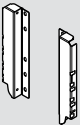


SPACE CORNER with SYNCROMOTION with BOXCOVER – height D

Product




Order specification

| | | | | |
|---|--------------------------------------|----|------------------|-----------|
| 1  | Cabinet profile left/right | | | |
| | Nominal length | | BLUMOTION | |
| | 650 mm | | 65kg | 576.6501B |
| 2  | Drawer side left/right | | | |
| | Colour | | SW | TS |
| | Nominal length | | Steel | |
| | 650 mm | | 378L6502SA | |
| 3  | BOXCOVER set left/right | | | |
| | Colour | | SW | TS |
| | | | Steel | |
| | Symmetrical | 2x | Z36L002G1S | |
| 4  | Corner back fixing left/right | | | |
| | Colour | | SW | TS |
| | | | Steel | |
| | | | Z30D000S.45 | |

TANDEMBOX intivo

SPACE CORNER with SYNCROMOTION with BOXCOVER – height D

Order specification

| <div>5</div>  | SYNCROMOTION set | |
|--|--|------------|
| | Colour | SW |
| | | Nylon |
| | | Z33D0L00A6 |
| | Composed of: 5a 1x Syncro front bracket 5b 1x Corner front piece left/right 5c 4x Front fixing Syncro 5d 1x Front fixing roll left/right 5e 1x Trigger left/right 5f 1x Gap template 4 mm (Orange) 5g 2x BLUMOTION 5h 2x Countersunk screw M5 x 25 5i 3x Nylon screw 4.8 x 30 | |

Page instructions

| | |
|-----------------------------------|--------|
| 6 Design element made from glass | Pg 71 |
| Additional Accessories (optional) | Pg 109 |

SERVO-DRIVE applications

For additional components required for SERVO-DRIVE applications refer to page 108



TS - Terra Black



SW - Silk White

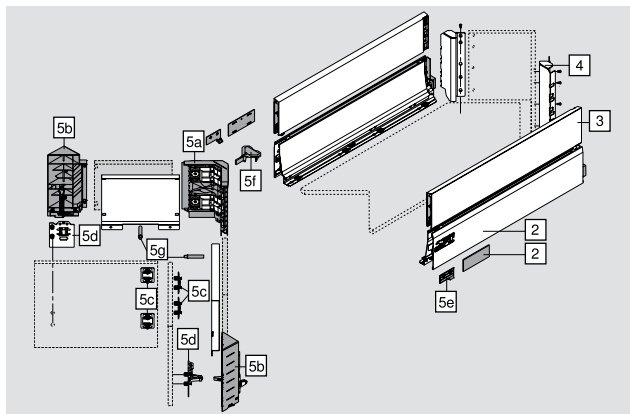
For planning, assembly, installation and adjustment information please refer to Blum's trade catalogue, DYNALOG planning and ordering software, Blum Online Product Configurator and/or our EASY ASSEMBLY App.

TANDEMBOX intivo


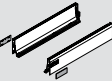
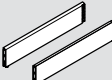
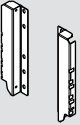


SPACE CORNER with SYNCROMOTION with BOXCAP – height D

Product




Order specification

| | | | | |
|---|----------|--------------------------------------|------------------|-----------|
|  | 1 | Cabinet profile left/right | | |
| | | Nominal length | BLUMOTION | |
| | | 650 mm | 65kg | 576.6501B |
|  | 2 | Drawer side left/right | | |
| | | Colour | SW | TS |
| | | Nominal length | Steel | |
| | | 650 mm | 378L6502SA | |
|  | 3 | BOXCAP left/right | | |
| | | Set | | |
| | | Colour | SW | TS |
| | | Nominal length | Steel | |
| | | 650 mm | Z37L640S.D | |
|  | 4 | Corner back fixing left/right | | |
| | | Colour | SW | TS |
| | | | Steel | |
| | | | Z30D000S.45 | |

TANDEMBOX intivo

SPACE CORNER with SYNCROMOTION with BOXCAP – height D

Order specification

| <div>5</div>  | SYNCROMOTION set | |
|--|--|------------|
| | Colour | SW |
| | | Nylon |
| | | Z33D0L00A6 |
| | Composed of: 5a 1x Syncro front bracket 5b 1x Corner front piece left/right 5c 4x Front fixing Syncro 5d 1x Front fixing roll left/right 5e 1x Trigger left/right 5f 1x Gap template 4 mm (Orange) 5g 2x BLUMOTION 5h 2x Countersunk screw M5 x 25 5i 3x Nylon screw 4.8 x 30 | |

SERVO-DRIVE applications

For additional components required for SERVO-DRIVE applications refer to page 108



TS - Terra Black



SW - Silk White

For planning, assembly, installation and adjustment information please refer to Blum's trade catalogue, DYNALOG planning and ordering software, Blum Online Product Configurator and/or our EASY ASSEMBLY App.

TANDEMBOX intivo




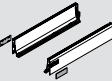

SPACE CORNER with rigid fronts – drawer M

Product

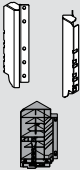


TANDEMBOX intivo

Order specification

| | | | | |
|---|----------|--------------------------------------|------------------|-----------|
|  | 1 | Cabinet profile left/right | | |
| | | Nominal length | BLUMOTION | |
| | | 650 mm | 65kg | 576.6501B |
|  | 2 | Drawer side left/right | | |
| | | Colour | SW | TS |
| | | Nominal length | Steel | |
| | | 650 mm | 378M6502SA | |
|  | 3 | Corner back fixing left/right | | |
| | | Colour | SW | TS |
| | | | Steel | |
| | | | Z30M000S.45 | |

Order specification

| | | | | |
|---|--------|--|------------------|--|
|  | 4 | | SPACE CORNER set | |
| | | | | |
| | Colour | | SW | |
| | | | Nylon | |
| | | | ZSF.340E.M1 | |
| Composed of: | | | | |
| 4a | | Back bracket left/right | | |
| 4b | | 1x Corner front piece left/right, Silk white | | |
| 4c | | 2x L-bracket, zinc plated | | |

SERVO-DRIVE applications

For additional components required for SERVO-DRIVE applications refer to page 108



TS - Terra Black



SW - Silk White

For planning, assembly, installation and adjustment information please refer to Blum's trade catalogue, DYNALOG planning and ordering software, Blum Online Product Configurator and/or our EASY ASSEMBLY App.

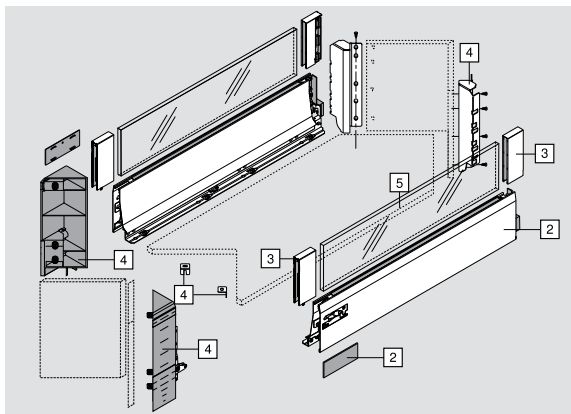
TANDEMBOX intivo





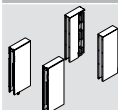
SPACE CORNER

with rigid front with BOXCOVER – height D

Product



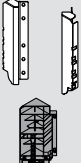
Order specification

| | | | |
|--|--|--------------------------------|------------|
| 1  | Cabinet profile left/right | | |
| | Nominal length | BLUMOTION | |
| | 650 mm | 65kg | 576.6501B |
| 2  | Drawer side left/right | | |
| | Colour | SW | TS |
| | Nominal length | Steel | |
| | 650 mm | 378L6502SA | |
| | 3  | BOXCOVER set left/right | |
| Colour | | SW | TS |
| | | Steel | |
| Symmetrical | | 2x | Z36L002G1S |
| | | | |

TANDEMBOX intivo

SPACE CORNER with rigid front with BOXCOVER – height D

Order specification


| 4 | CORNER cabinet set | |
|---|--------------------------------|------------|
|  | Front bracket left/right | |
| | Back fixing bracket left/right | SW |
| | L-bracket x2 | |
| | | ZSF.535E.D |

Page instructions

| | |
|-----------------------------------|--------|
| 5 Design element made from glass | Pg 71 |
| Additional accessories (optional) | Pg 109 |

SERVO-DRIVE applications

For additional components required for SERVO-DRIVE applications refer to page 108



TS - Terra Black



SW - Silk White

For planning, assembly, installation and adjustment information please refer to Blum's trade catalogue, DYNALOG planning and ordering software, Blum Online Product Configurator and/or our EASY ASSEMBLY App.

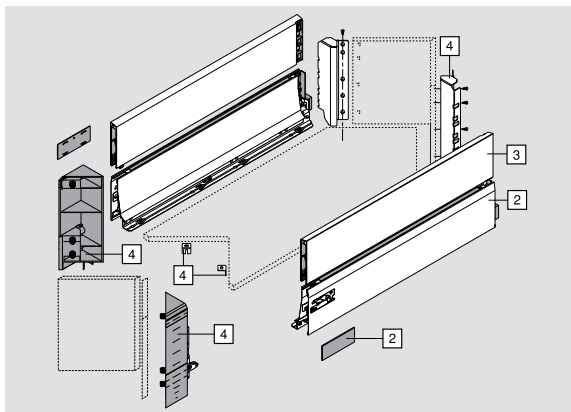
TANDEMBOX intivo




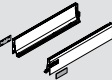
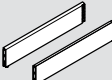
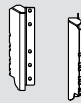


SPACE CORNER

with rigid front with BOXCAP – height D

Product



Order specification

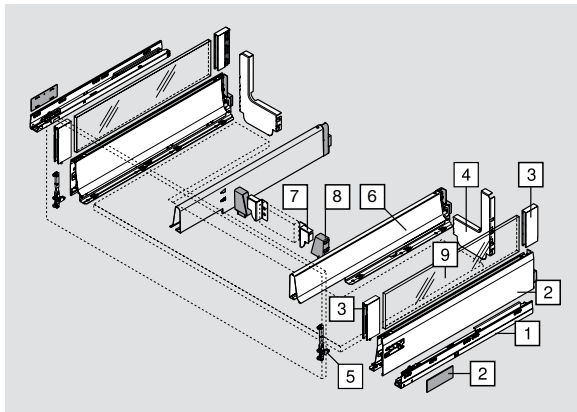
| | | | |
|---|---|--------------------------------|------------------|
| 1 | Cabinet profile left/right | | |
| |  | Nominal length | BLUMOTION |
| | | 650 mm | 65kg 576.6501B |
| 2 | Drawer side left/right | | |
| |  | | |
| | | Colour | SW TS |
| | | Nominal length | Steel |
| | | 650 mm | 378L6502SA |
| 3 | BOXCAP left/right | | |
| |  | | |
| | | Set | |
| | | Colour | SW TS |
| | | Nominal length | Steel |
| | | 650 mm | Z37L640S.D |
| 4 | CORNER cabinet set | | |
| |  | Front bracket left/right | |
| |  | Back fixing bracket left/right | SW |
| |  | L-bracket x2 | |
| | | | ZSF.535E.D |

TANDEMBOX intivo





Sink pull-out with BOXCOVER – height D

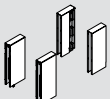
Product

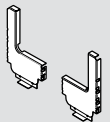


Order specification

| | | | | | |
|--|----------------------------|------|-----------|------|-----------|
| 1 | Cabinet profile left/right | | | | |
|  | Nominal lengths | | BLUMOTION | | |
| | 450 mm | 30kg | 578.4501B | 65kg | 576.4501B |
| | 500 mm | 30kg | 578.5001B | 65kg | 576.5001B |
| | 550 mm | 30kg | 578.5501B | 65kg | 576.5501B |
| | 650 mm | | | 65kg | 576.6501B |

| | | | | | |
|--|------------------------|------------|------------|----|--|
| 2 | Drawer side left/right | | | | |
|  | | | | | |
| | Colour | | SW | TS | |
| | Nominal lengths | | Steel | | |
| | 450 mm | | 378L4502SA | | |
| | 500 mm | | 378L5002SA | | |
| | 550 mm | | 378L5502SA | | |
| 650 mm | | 378L6502SA | | | |

| | | | | | |
|---|-------------------------|----|------------|----|--|
| 3 | BOXCOVER set left/right | | | | |
|  | | | | | |
| | Colour | | SW | TS | |
| | | | Steel | | |
| | Symmetrical | 2x | Z36L002G1S | | |

| | | | | | |
|---|--------------------------------|--|------------|----|--|
| 4 | Steel back L-shaped left/right | | | | |
|  | Sets | | | | |
| | Colour | | SW | TS | |
| | | | Steel | | |
| | | | Z30D120S.6 | | |

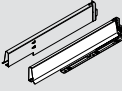
TANDEMBOX intivo





Sink pull-out with BOXCOVER – height D

Order specification

| 5 | Front fixing brackets for high fronted pull-out | | |
|---|---|-----|----------|
|  | EXPANDO | 2 x | ZSF.532E |
| | | | |

| 6 | Sink drawer side left/right | | |
|--|-----------------------------|------------|----|
|  | Colour | SW | TS |
| | Nominal lengths | Steel | |
| | 450 mm | 378M4504SG | |
| | 500 mm | 378M5004SG | |
| | 550 mm | 378M5504SG | |
| | 650 mm | 378M6504SG | |

| 7 | Back fixing left/right | | |
|--|------------------------|-------------|----|
|  | Colour | SW | TS |
| | | Steel | |
| | | Z30N000S.04 | |

| 8 | Adapter left/right | | |
|---|--------------------|-------------|--|
|  | Colour | Dust grey | |
| | | Nylon | |
| | | Z30N0002.6Z | |

Page instructions

| | |
|-----------------------------------|--------|
| 9 Design elements made from glass | Pg 71 |
| Additional accessories (optional) | Pg 109 |

SERVO-DRIVE applications

For additional components required for SERVO-DRIVE applications refer to page 108



TS - Terra Black



SW - Silk White

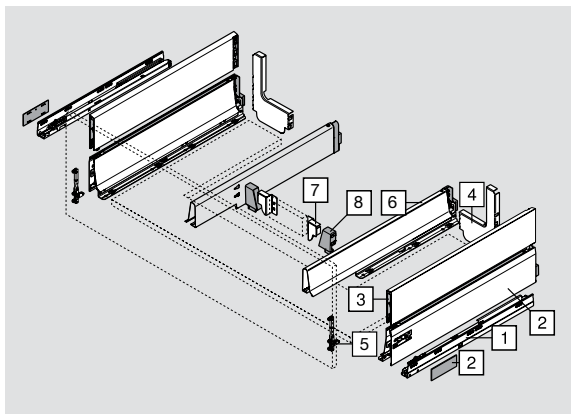
For planning, assembly, installation and adjustment information please refer to Blum's trade catalogue, DYNALOG planning and ordering software, Blum Online Product Configurator and/or our EASY ASSEMBLY App.

TANDEMBOX intivo




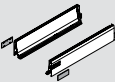
Sink pull-out with BOXCAP – height D

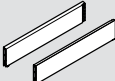
Product

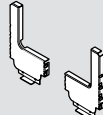


Order specification

| | | | | | |
|--|------------------------------|------|-----------|------|-----------|
|  | 1 Cabinet profile left/right | | | | |
| | Nominal lengths | | BLUMOTION | | |
| | 450 mm | 30kg | 578.4501B | 65kg | 576.4501B |
| | 500 mm | 30kg | 578.5001B | 65kg | 576.5001B |
| | 550 mm | 30kg | 578.5501B | 65kg | 576.5501B |
| | 650 mm | | | 65kg | 576.6501B |

| | | | |
|---|--------------------------|------------|----|
|  | 2 Drawer side left/right | | |
| | Colour | SW | TS |
| | Nominal lengths | Steel | |
| | 450 mm | 378L4502SA | |
| | 500 mm | 378L5002SA | |
| | 550 mm | 378L5502SA | |
| | 650 mm | 378L6502SA | |

| | | | |
|---|---------------------|------------|----|
|  | 3 BOXCAP left/right | | |
| | Set | | |
| | Colour | SW | TS |
| | Nominal lengths | Steel | |
| | 450 mm | Z37L440S.D | |
| | 500 mm | Z37L490S.D | |
| | 550 mm | Z37L540S.D | |
| 650 mm | Z37L640S.D | | |

| | | | |
|---|----------------------------------|------------|----|
|  | 4 Steel back L-shaped left/right | | |
| | Sets | | |
| | Colour | SW | TS |
| | | Steel | |
| | | Z30D120S.6 | |

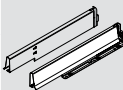
TANDEMBOX intivo

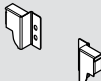



Sink pull-out with BOXCAP – height D

Order specification

| 5 | Front fixing brackets for high fronted pull-out | | |
|---|---|-----|----------|
|  | EXPANDO | 2 x | ZSF.532E |
| | | | |

| 6 | Sink drawer side left/right | | |
|--|-----------------------------|------------|----|
|  | Colour | SW | TS |
| | Nominal lengths | Steel | |
| | 450 mm | 378M4504SG | |
| | 500 mm | 378M5004SG | |
| | 550 mm | 378M5504SG | |
| | 650 mm | 378M6504SG | |

| 7 | Back fixing left/right | | |
|--|------------------------|-------------|----|
|  | Colour | SW | TS |
| | | Steel | |
| | | Z30N000S.04 | |

| 8 | Adapter left/right | | |
|---|--------------------|-------------|--|
|  | Colour | Dust grey | |
| | | Nylon | |
| | | Z30N0002.6Z | |

Page instructions

Additional accessories (optional)

Pg 109

SERVO-DRIVE applications

For additional components required for SERVO-DRIVE applications refer to page 108




TS - Terra Black



SW - Silk White

For planning, assembly, installation and adjustment information please refer to Blum's trade catalogue, DYNALOG planning and ordering software, Blum Online Product Configurator and/or our EASY ASSEMBLY App.

Dimensions and order specification

**Glass design element**

- Unique designs for the furniture interior
- Design elements made from glass
- Glass without printing, frosted

Glass design element (side)

Frosted glass

| Nominal lengths | Height D |
|-----------------|-----------|
| 350 mm | Z37G390D* |
| 450 mm | Z37G390D |
| 500 mm | Z37G440D |
| 550 mm | Z37G490D |
| 650 mm | Z37G590D |

Glass design element (for inner pull-out front)

Frosted glass

| Cabinet width | Side panel thickness width 16 mm |
|---------------|----------------------------------|
| 450 mm | Height D |
| 600 mm | Z37G300D |
| 900 mm | Z37G450D |
| 1200 mm | Z37G750D |
| | Z37G1050D |

* Cut to size.

The minimum order quantity for the glass design element (side and/or front) is 10 pieces.

**Design element made from imitation leather**

- Unique designs for the furniture interior
- Design elements made from imitation leather
- Different colours and structures

Design Configurator

Setting distinctive style with imitation leather – configure your design element according to your preference. The programme can vary please contact your Blum representative or distributor if you have any questions.

Design Configurator

 www.blum.com/myintivo
Imitation leather

9 different colours and structures

All nominal lengths and widths are possible

For cutting to size

Z37FxxxDx

More information visit www.blum.com/myintivo**Overview – Imitation leather**

Dimensions and order specification

**Glass design element – Printed**

- Unique designs for the furniture interior
- Design elements made from glass
- Glass printed with a pattern from Blum
- Glass with individual imprint

Design Configurator

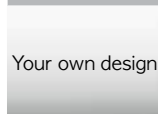
Setting distinctive styles with glass – configure your pattern according to your colour preferences. The programme can vary please contact your Blum representative or distributor if you have any questions.

Design Configurator

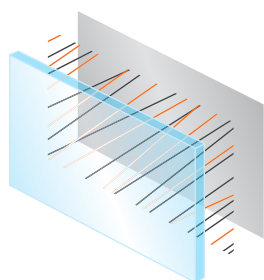
➤ www.blum.com/myintivo

Glass – printed with patterns from Blum

Manufactured to order
All nominal lengths and widths are possible
Minimum order quantity: 50 pieces
More information visit www.blum.com/myintivo

Glass – printed with individual patterns

Manufactured to order
All nominal lengths and widths are possible
Minimum order quantity: 50 pieces
More information visit www.blum.com/myintivo

Note

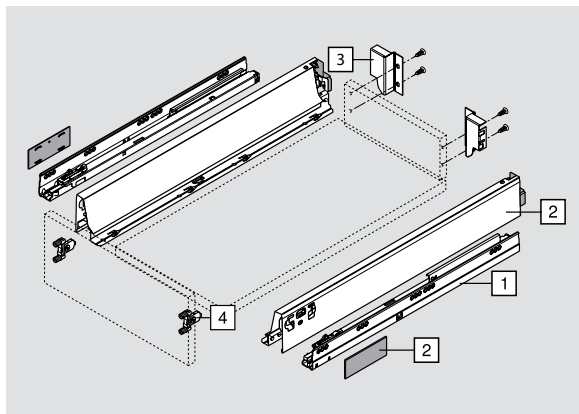
- The patterns are manufactured individually for you and your customers
- All patterns come in the desired colour combination using a screen printing process.
- The screen printing can place up to three RAL colours on the inside, two remaining RAL colours for the pattern
- For design elements made from clear glass:
An additional RAL full surface colour is possible as a background

TANDEMBOX antaro


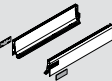





Drawer – height N

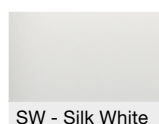
Product



Order specification

| 1 | Cabinet profile left/right | | BLUMOTION | |
|---|---|------------------|-------------|-----------|
| |  | 400 mm | 30kg | 578.4001B |
| | | 450 mm | 30kg | 578.4501B |
| | | 500 mm | 30kg | 578.5001B |
| | | 550 mm | 30kg | 578.5501B |
| 2 | Drawer sides left/right | | | |
| |  | Colour | SW | |
| | | Nominal lengths | Steel | |
| | | 400 mm | 378N4002SA | |
| | | 450 mm | 378N4502SA | |
| | | 500 mm | 378N5002SA | |
| | | 550 mm | 378N5502SA | |
| 3 | Back fixing left/right | | | |
| |  | Colour | SW | |
| | | | Steel | |
| | | | Z30N000S.04 | |
| 4 | Front fixing bracket | | | |
| |  | INSERTA version | ZSF.39A2 | |
| | | Screw-on version | ZSF.35A2 | |

| SERVO-DRIVE applications | |
|--|---|
|  | For additional components required for SERVO-DRIVE applications refer to page 108 |



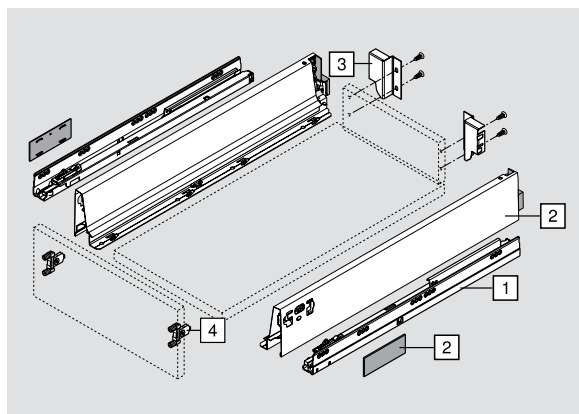
For planning, assembly, installation and adjustment information please refer to Blum's trade catalogue, DYNALOG planning and ordering software, Blum Online Product Configurator and/or our EASY ASSEMBLY App.

TANDEMBOX antaro




Drawer – height M

Product



Order specification


| 1 | Cabinet profile left/right | | BLUMOTION | | | |
|--|----------------------------|------|-------------|------|-----------|--|
| | | | | | | |
|  | 270 mm | 30kg | 578.2701B | | | |
| | 350 mm | 30kg | 578.3501B | | | |
| | 400 mm | 30kg | 578.4001B | | | |
| | 450 mm | 30kg | 578.4501B | 65kg | 576.4501B | |
| | 500 mm | 30kg | 578.5001B | 65kg | 576.5001B | |
| | 550 mm | 30kg | 578.5501B | 65kg | 576.5501B | |
| | 650 mm | | | 65kg | 576.6501B | |
| 2 | Drawer sides left/right | | | | | |
| | Colour | | SW | | | |
| | Nominal lengths | | Steel | | | |
| | 270 mm | | 378M2702SA | | | |
| | 350 mm | | 378M3502SA | | | |
| | 400 mm | | 378M4002SA | | | |
| | 450 mm | | 378M4502SA | | | |
| | 500 mm | | 378M5002SA | | | |
| | 550 mm | | 378M5502SA | | | |
| | 650 mm | | 378M6502SA | | | |
| 3 | Back fixing left/right | | | | | |
| | Colour | | SW | | | |
| | | | Steel | | | |
| | | | Z30M000S.04 | | | |


TANDEMBOX antaro




Drawer – height M

Order specification

| 4 | Front fixing bracket | |
|---|----------------------|----------|
|  | INSERTA version | ZSF.39A2 |
| | Screw-on version | ZSF.35A2 |
| | | |

| | SERVO-DRIVE applications |
|--|---|
|  | For additional components required for SERVO-DRIVE applications refer to page 108 |

| |
|---|
|  |
| SW - Silk White |

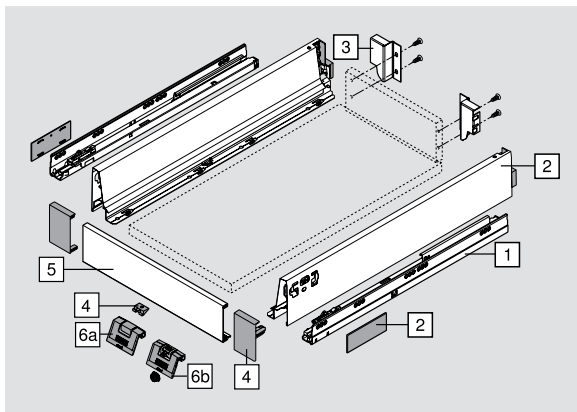
For planning, assembly, installation and adjustment information please refer to Blum's trade catalogue, DYNALOG planning and ordering software, Blum Online Product Configurator and/or our EASY ASSEMBLY App.

TANDEMBOX antaro




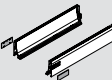
Inner drawer – height M


Product



Order specification

| 1 | Cabinet profile left/right | BLUMOTION | | | |
|--|----------------------------|-----------|-----------|------|-----------|
| | | | | | |
|  | 270 mm | 30kg | 578.2701B | | |
| | 350 mm | 30kg | 578.3501B | | |
| | 400 mm | 30kg | 578.4001B | | |
| | 450 mm | 30kg | 578.4501B | 65kg | 576.4501B |
| | 500 mm | 30kg | 578.5001B | 65kg | 576.5001B |
| | 550 mm | 30kg | 578.5501B | 65kg | 576.5501B |
| | 650 mm | | | 65kg | 576.6501B |

| 2 | Drawer sides left/right | |
|---|-------------------------|------------|
| | | |
|  | Colour | SW |
| | Nominal lengths | Steel |
| | 270 mm | 378M2702SA |
| | 350 mm | 378M3502SA |
| | 400 mm | 378M4002SA |
| | 450 mm | 378M4502SA |
| | 500 mm | 378M5002SA |
| | 550 mm | 378M5502SA |
| | 650 mm | 378M6502SA |


| 3 | Back fixing left/right | |
|---|------------------------|-------------|
| | | |
|  | Colour | SW |
| | | Steel |
| | | Z30M000S.04 |

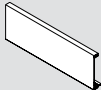
TANDEMBOX antaro




Inner drawer – height M


Order specification


| 4 | Front fixing left/right | |
|---|-------------------------|----------|
|  | Colour | SW |
| | | Nylon |
| | | ZIF.71M0 |
| | Includes locking piece | |


| 5 | Front section | |
|---|---------------------|-----------|
|  | Colour | SW |
| | | Aluminium |
| | For cutting to size | Z31L1036A |

| 6a | Handle | |
|--|--------|----------|
|  | Colour | SW |
| | | Nylon |
| | | ZIF.80M5 |
| | | |

Alternative to 6a

| 6b | Handle and latch (optional) | |
|---|-----------------------------|----------|
|  | Colour | SW |
| | | Nylon |
| | | ZIF.80M7 |
| | | |

| SERVO-DRIVE applications | |
|--|---|
|  | For additional components required for SERVO-DRIVE applications refer to page 108 |

| |
|---|
|  |
| SW - Silk White |

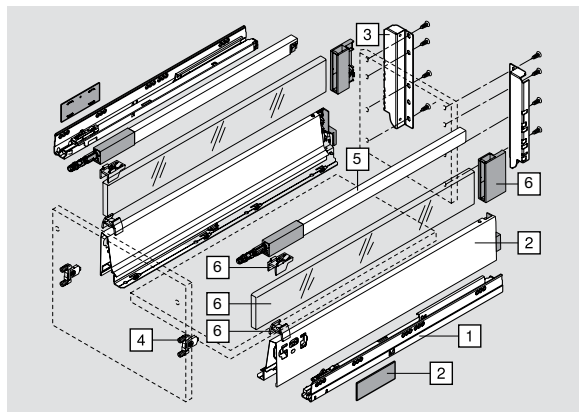
For planning, assembly, installation and adjustment information please refer to Blum's trade catalogue, DYNALOG planning and ordering software, Blum Online Product Configurator and/or our EASY ASSEMBLY App.

TANDEMBOX antaro



High fronted pull-out gallery – C – M drawer side

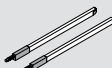
Product



Order specification

| 1 | Cabinet profile left/right | | BLUMOTION | | | |
|---|---|------|------------|------|--|-----------|
| | | | | | | |
|  | 270 mm | 30kg | 578.2701B | | | |
| | 350 mm | 30kg | 578.3501B | | | |
| | 400 mm | 30kg | 578.4001B | | | |
| | 450 mm | 30kg | 578.4501B | 65kg | | 576.4501B |
| | 500 mm | 30kg | 578.5001B | 65kg | | 576.5001B |
| | 550 mm | 30kg | 578.5501B | 65kg | | 576.5501B |
| | 650 mm | | | 65kg | | 576.6501B |
| 2 | Drawer sides left/right | | | | | |
| | | | | | | |
|  | Colour | | SW | | | |
| | Nominal lengths | | Steel | | | |
| | 270 mm | | 378M2702SA | | | |
| | 350 mm | | 378M3502SA | | | |
| | 400 mm | | 378M4002SA | | | |
| | 450 mm | | 378M4502SA | | | |
| | 500 mm | | 378M5002SA | | | |
| | 550 mm | | 378M5502SA | | | |
| | 650 mm | | 378M6502SA | | | |
| 3 | Back fixing and gallery fixing left/right | | | | | |
| | | | | | | |
|  | Colour | | SW | | | |
| | | | Steel | | | |
| | | | Z30C000S | | | |
| 4 | Front fixing bracket | | | | | |
| | | | | | | |
|  | INSERTA version | | ZSF.39A2 | | | |
| | Screw-on version | | ZSF.35A2 | | | |
| | | | | | | |

Order specification

| 5 | Longside gallery rail left/right | |
|---|----------------------------------|-------------|
|  | Colour | SW |
| | Nominal lengths | Steel |
| | 270 mm | ZRG.207RSIC |
| | 350 mm | ZRG.287RSIC |
| | 400 mm | ZRG.337RSIC |
| | 450 mm | ZRG.387RSIC |
| | 500 mm | ZRG.437RSIC |
| | 550 mm | ZRG.487RSIC |
| | 650 mm | ZRG.587RSIC |

Page instructions

6 Design element

Pg 102

Additional Accessories (optional)

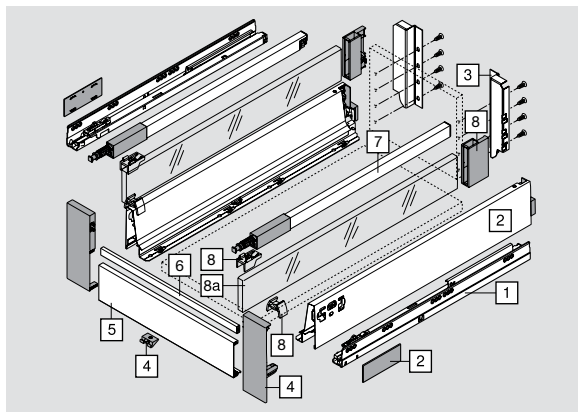
Pg 109

TANDEMBOX antaro


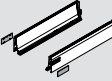
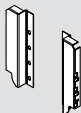


Inner pull-out gallery – C – M drawer side

Product



Order specification

| 1 | Cabinet profile left/right | | BLUMOTION | | | |
|---|----------------------------|------|------------|------|-----------|--|
| | | | | | | |
|  | 270 mm | 30kg | 578.2701B | | | |
| | 350 mm | 30kg | 578.3501B | | | |
| | 400 mm | 30kg | 578.4001B | | | |
| | 450 mm | 30kg | 578.4501B | 65kg | 576.4501B | |
| | 500 mm | 30kg | 578.5001B | 65kg | 576.5001B | |
| | 550 mm | 30kg | 578.5501B | 65kg | 576.5501B | |
| | 650 mm | | | 65kg | 576.6501B | |
| 2 | Drawer sides left/right | | | | | |
| | | | | | | |
|  | Colour | | SW | | | |
| | Nominal lengths | | Steel | | | |
| | 270 mm | | 378M2702SA | | | |
| | 350 mm | | 378M3502SA | | | |
| | 400 mm | | 378M4002SA | | | |
| | 450 mm | | 378M4502SA | | | |
| | 500 mm | | 378M5002SA | | | |
| | 550 mm | | 378M5502SA | | | |
| | 650 mm | | 378M6502SA | | | |
| 3 | Back fixing left/right | | | | | |
| | | | | | | |
|  | Colour | | SW | | | |
| | | | Steel | | | |
| | | | Z30C000S | | | |

TANDEMBOX antaro



Inner pull-out gallery – C – M drawer side

Order specification

| | | |
|---|---|-------------|
|  | 4 Front fixing left/right | |
| | Colour | SW |
| | | Nylon |
| | | ZIF.74C0 |
| | Includes locking piece | |
| | Includes 2x gallery heads | |
|  | 5 Front section | |
| | Colour | SW |
| | | Aluminium |
| | For cutting to size | Z31L1036A |
|  | 6 Cross gallery | |
| | Colour | SW |
| | | Aluminium |
| | For cutting to size | ZRG.1046Z |
|  | 7 Longside gallery rail left/right | |
| | Colour | SW |
| | Nominal lengths | Steel |
| | 270 mm | ZRG.207RSIC |
| | 350 mm | ZRG.287RSIC |
| | 400 mm | ZRG.337RSIC |
| | 450 mm | ZRG.387RSIC |
| | 500 mm | ZRG.437RSIC |
| | 550 mm | ZRG.487RSIC |
| | 650 mm | ZRG.587RSIC |

Page instructions

| | |
|-----------------------------------|--------|
| 8 Design element | Pg 102 |
| Additional accessories (optional) | Pg 109 |

SERVO-DRIVE applications

For additional components required for SERVO-DRIVE applications refer to page 108

SW - Silk White

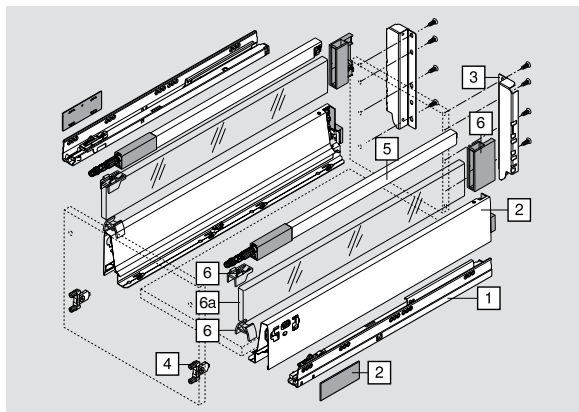
For planning, assembly, installation and adjustment information please refer to Blum's trade catalogue, DYNALOG planning and ordering software, Blum Online Product Configurator and/or our EASY ASSEMBLY App.

TANDEMBOX antaro




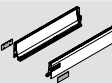
High fronted pull-out gallery – D – M drawer side

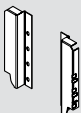
Product



Order specification

| 1 | Cabinet profile left/right | | BLUMOTION | | | |
|--|----------------------------|------|-----------|------|-----------|--|
|  | | | | | | |
| | 270 mm | 30kg | 578.2701B | | | |
| | 350 mm | 30kg | 578.3501B | | | |
| | 400 mm | 30kg | 578.4001B | | | |
| | 450 mm | 30kg | 578.4501B | 65kg | 576.4501B | |
| | 500 mm | 30kg | 578.5001B | 65kg | 576.5001B | |
| | 550 mm | 30kg | 578.5501B | 65kg | 576.5501B | |
| | 650 mm | | | 65kg | 576.6501B | |

| 2 | Drawer sides left/right | |
|---|-------------------------|------------|
|  | Colour | SW |
| | Nominal lengths | Steel |
| | 270 mm | 378M2702SA |
| | 350 mm | 378M3502SA |
| | 400 mm | 378M4002SA |
| | 450 mm | 378M4502SA |
| | 500 mm | 378M5002SA |
| | 550 mm | 378M5502SA |
| | 650 mm | 378M6502SA |


| 3 | Back fixing left/right | |
|---|------------------------|-----------|
|  | Colour | SW |
| | | Steel |
| | | Z30D000SL |

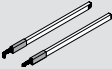
TANDEMBOX antaro



High fronted pull-out gallery – D – M drawer side

Order specification

| 4 | Front fixing bracket | |
|---|----------------------|----------|
|  | INSERTA version | ZSF.39A2 |
| | Screw-on version | ZSF.35A2 |
| | | |

| 5 | Longside gallery rail left/right | |
|---|----------------------------------|-------------|
|  | Colour | SW |
| | Nominal lengths | Steel |
| | 270 mm | ZRG.207RSIC |
| | 350 mm | ZRG.287RSIC |
| | 400 mm | ZRG.337RSIC |
| | 450 mm | ZRG.387RSIC |
| | 500 mm | ZRG.437RSIC |
| | 550 mm | ZRG.487RSIC |
| | 650 mm | ZRG.587RSIC |
| | | |

Page instructions

| | |
|-----------------------------------|--------|
| 6 Design element | Pg 103 |
| Additional accessories (optional) | Pg 109 |

SERVO-DRIVE applications

For additional components required for SERVO-DRIVE applications refer to page 108

SW - Silk White

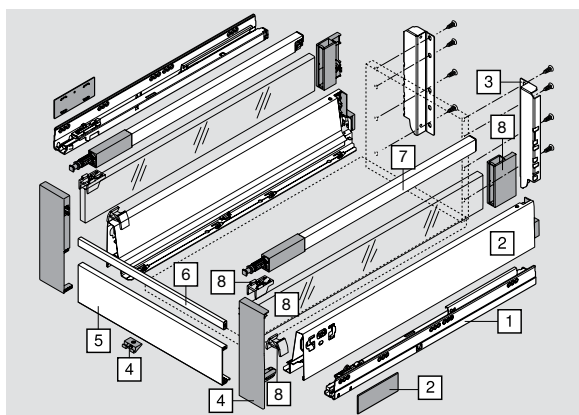
For planning, assembly, installation and adjustment information please refer to Blum's trade catalogue, DYNALOG planning and ordering software, Blum Online Product Configurator and/or our EASY ASSEMBLY App.

TANDEMBOX antaro





Inner pull-out gallery – D – M drawer side

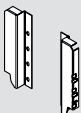
Product



Order specification

| 1 | Cabinet profile left/right | BLUMOTION | | | |
|--|----------------------------|-----------|-----------|------|-----------|
| | | | | | |
|  | 270 mm | 30kg | 578.2701B | | |
| | 350 mm | 30kg | 578.3501B | | |
| | 400 mm | 30kg | 578.4001B | | |
| | 450 mm | 30kg | 578.4501B | 65kg | 576.4501B |
| | 500 mm | 30kg | 578.5001B | 65kg | 576.5001B |
| | 550 mm | 30kg | 578.5501B | 65kg | 576.5501B |
| | 650 mm | | | 65kg | 576.6501B |

| 2 | Drawer sides left/right | |
|---|-------------------------|------------|
| | | |
|  | Colour | SW |
| | Nominal lengths | Steel |
| | 270 mm | 378M2702SA |
| | 350 mm | 378M3502SA |
| | 400 mm | 378M4002SA |
| | 450 mm | 378M4502SA |
| | 500 mm | 378M5002SA |
| | 550 mm | 378M5502SA |
| | 650 mm | 378M6502SA |

| 3 | Back fixing left/right | |
|---|------------------------|-----------|
| | | |
|  | Colour | SW |
| | | Steel |
| | | Z30D000SL |

TANDEMBOX antaro



Inner pull-out gallery – D – M drawer side

Order specification

| | | |
|--|---|-------------|
| | 4 Front fixing left/right | |
| | Colour | SW |
| | | Nylon |
| | | ZIF.74D0 |
| | Includes locking piece | |
| | Includes 2x gallery heads | |
| | 5 Front section | |
| | Colour | SW |
| | | Aluminium |
| | For cutting to size | Z31L1036A |
| | 6 Cross gallery | |
| | Colour | SW |
| | | Aluminium |
| | For cutting to size | ZRG.1046Z |
| | 7 Longside gallery rail left/right | |
| | Colour | SW |
| | Nominal lengths | Steel |
| | 270 mm | ZRG.207RSIC |
| | 350 mm | ZRG.287RSIC |
| | 400 mm | ZRG.337RSIC |
| | 450 mm | ZRG.387RSIC |
| | 500 mm | ZRG.437RSIC |
| | 550 mm | ZRG.487RSIC |
| | 650 mm | ZRG.587RSIC |

Page instructions

| | |
|-----------------------------------|--------|
| 8 Design element | Pg 102 |
| Additional accessories (optional) | Pg 109 |

SERVO-DRIVE applications

For additional components required for SERVO-DRIVE applications refer to page 108

SW - Silk White

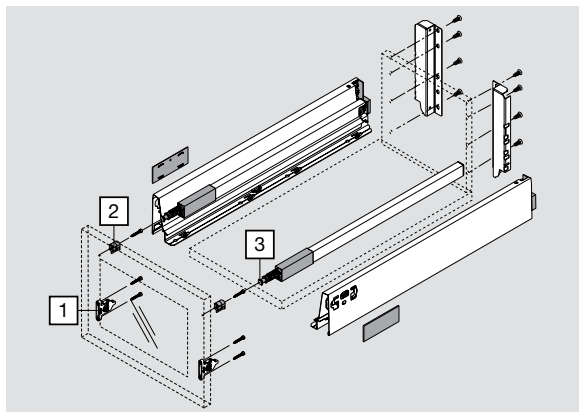
For planning, assembly, installation and adjustment information please refer to Blum's trade catalogue, DYNALOG planning and ordering software, Blum Online Product Configurator and/or our EASY ASSEMBLY App.

TANDEMBOX antaro






High fronted pull-out with an alu frame – gallery – D/C – M drawer side

Product



Order specification

| | | | |
|---|--|----|---------------|
| 1 | Front fixing bracket | | |
|  | Screw-on version | 2x | ZSF.35A2 |
| 2 | Adapter for alu frames, symmetrical | | |
|  | Colour | | natural/white |
| | | | Nylon |
| | | 2x | ZRF.2200.01 |
| 3 | Gallery head | | |
|  | Colour | | natural/white |
| | | | Nylon |
| | | 2x | ZRG.000R5F |

Page instructions

| | |
|-----------------------------------|--------|
| Design element | Pg 103 |
| Additional accessories (optional) | Pg 109 |

SERVO-DRIVE applications

For additional components required for SERVO-DRIVE applications refer to page 108

SW - Silk White

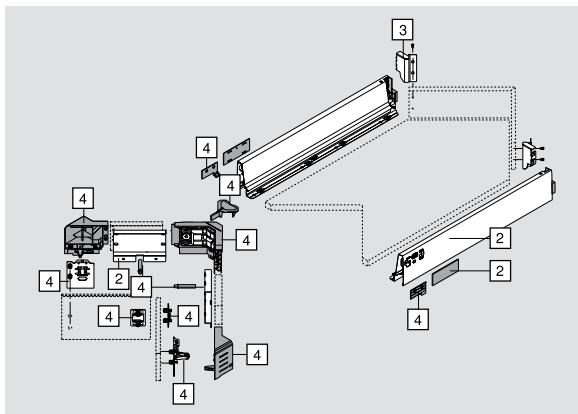
For planning, assembly, installation and adjustment information please refer to Blum's trade catalogue, DYNALOG planning and ordering software, Blum Online Product Configurator and/or our EASY ASSEMBLY App.

TANDEMBOX antaro


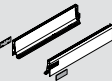



SPACE CORNER with SYNCROMOTION – drawer M

Product



Order specification


| | | | | |
|---|--------------------------------------|------|-------------|--|
| 1  | Cabinet profile left/right | | | |
| | Nominal length | | | |
| | 650 mm | 65kg | 576.6501B | |
| 2  | Drawer side left/right | | | |
| | Colour | | SW | |
| | Nominal length | | Steel | |
| | 650 mm | | 378M6502SA | |
| 3  | Corner back fixing left/right | | | |
| | Colour | | SW | |
| | | | Steel | |
| | | | Z30M000S.45 | |

TANDEMBOX antaro



SPACE CORNER with SYNCROMOTION – drawer M

Order specification

| 4 | SYNCROMOTION set | |
|--|---|-------------|
| |  | |
| | | Colour |
| | | SW |
| | | Nylon |
| | | Z33M000E0A6 |
| Composed of: 4a 1x Syncro front bracket 4b 1x Corner front piece left/right 4c 2x Front fixing Syncro 4d 1x Front fixing roll left/right 4e 1x Connecting link left/right 4f 1x Gap template 4 mm (Orange) 4g 2x BLUMOTION 4h 2x Countersunk screw M5 x 25 4i 3x Nylon screw 4.8 x 30 | | |

SERVO-DRIVE applications

For additional components required for SERVO-DRIVE applications refer to page 108

SW - Silk White

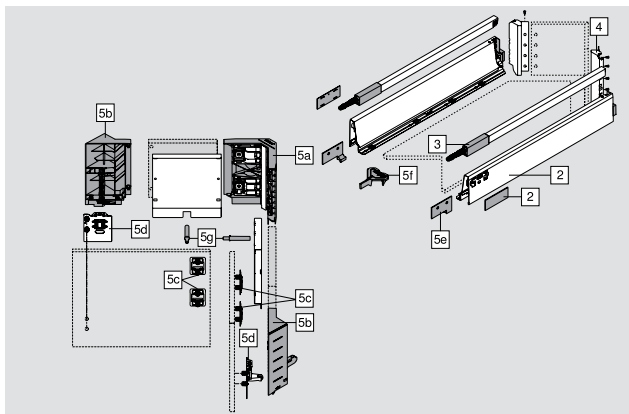
For planning, assembly, installation and adjustment information please refer to Blum's trade catalogue, DYNALOG planning and ordering software, Blum Online Product Configurator and/or our EASY ASSEMBLY App.

TANDEMBOX antaro


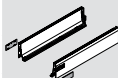
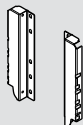


SPACE CORNER with SYNCROMOTION – gallery – C

Product




Order specification

| | | | |
|---|--|--------------------------------------|-----------|
| 1  | Cabinet profile left/right | | |
| | Nominal length | BLUMOTION | |
| | 650 mm | 65kg | 576.6501B |
| 2  | Drawer side left/right | | |
| | Colour | SW | |
| | Nominal length | Steel | |
| | 650 mm | 378M6502SA | |
| | 3  | Gallery left/right | |
| Colour | | SW | |
| Nominal length | | Steel | |
| 650 mm | | ZRG.587RSIC | |
| 4  | | Corner back fixing left/right | |
| | | Steel | |
| | | Z30C000S.45 | |
| | | | |
| | | | |

TANDEMBOX antaro

SPACE CORNER with SYNCROMOTION – gallery – C

Order specification

| <div>5</div>  | SYNCROMOTION set | |
|--|--|------------|
| | Colour | SW |
| | | Nylon |
| | | Z33C0L00A6 |
| | Composed of: 5a 1x Syncro front bracket 5b 1x Corner front piece left/right 5c 4x Front fixing Syncro 5d 1x Front fixing roll left/right 5e 1x Trigger left/right 5f 1x Gap template 4 mm (Orange) 5g 2x BLUMOTION 5h 2x Countersunk screw M5 x 25 5i 3x Nylon screw 4.8 x 30 | |

Page instructions

Design elements

Pg 102

SERVO-DRIVE applications

For additional components required for SERVO-DRIVE applications refer to page 108

SW - Silk White

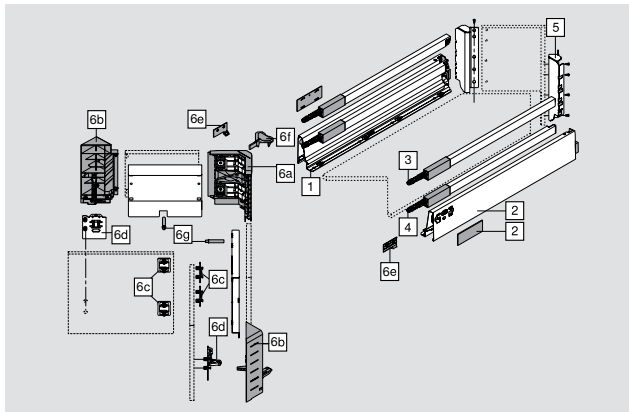
For planning, assembly, installation and adjustment information please refer to Blum's trade catalogue, DYNALOG planning and ordering software, Blum Online Product Configurator and/or our EASY ASSEMBLY App.

TANDEMBOX antaro


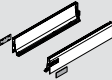
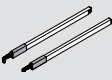
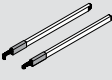
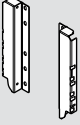


SPACE CORNER with SYNCROMOTION – double gallery – D

Product




Order specification

| | | | | |
|---|---|-----------------------|------------------|-----------|
| 1 | Cabinet profile left/right | | | |
| |  | Nominal length | BLUMOTION | |
| | | 650 mm | 65kg | 576.6501B |
| 2 | Drawer side left/right | | | |
| |  | Colour | SW | |
| | | Nominal length | Steel | |
| | | 650 mm | 378L6502SA | |
| 3 | Gallery left/right | | | |
| |  | Colour | SW | |
| | | Nominal length | Steel | |
| | | 650 mm | ZRG.587RSIC | |
| 4 | Centre gallery left/right | | | |
| |  | Colour | SW | |
| | | Nominal length | Steel | |
| | | 650 mm | ZRG.587RSIE | |
| 5 | Corner back fixing left/right | | | |
| |  | Colour | SW | |
| | | | Steel | |
| | | | Z30D000S.45 | |

TANDEMBOX antaro

SPACE CORNER with SYNCROMOTION – double gallery – D

Order specification

| <div>6</div>  | SYNCROMOTION set | |
|--|--|------------|
| | Colour | SW |
| | | Nylon |
| | | Z33D0L00A6 |
| | Composed of: 6a 1x Syncro front bracket 6b 1x Corner front piece left/right 6c 4x Front fixing Syncro 6d 1x Front fixing roll left/right 6e 1x Trigger left/right 6f 1x Gap template 4 mm (Orange) 6g 2x BLUMOTION 6h 2x Countersunk screw M5 x 25 6i 3x Nylon screw 4.8 x 30 | |

SERVO-DRIVE applications

For additional components required for SERVO-DRIVE applications refer to page 108

SW - Silk White

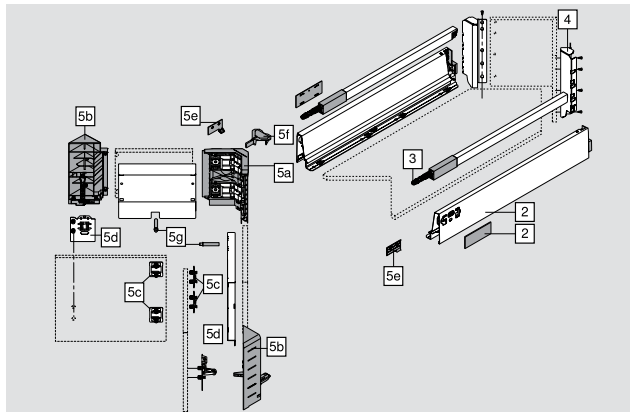
For planning, assembly, installation and adjustment information please refer to Blum's trade catalogue, DYNALOG planning and ordering software, Blum Online Product Configurator and/or our EASY ASSEMBLY App.

TANDEMBOX antaro


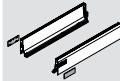
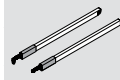
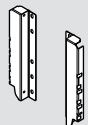


SPACE CORNER with SYNCROMOTION – gallery – D

Product




Order specification

| | | | | |
|---|---|-----------------------|------------------|-----------|
| 1 | Cabinet profile left/right | | | |
| |  | Nominal length | BLUMOTION | |
| | | 650 mm | 65kg | 576.6501B |
| 2 | Drawer side left/right | | | |
| |  | Colour | SW | |
| | | Nominal length | Steel | |
| | | 650 mm | 378L6502SA | |
| 3 | Gallery left/right | | | |
| |  | Colour | SW | |
| | | Nominal length | Steel | |
| | | 650 mm | ZRG.587RSIC | |
| 4 | Corner back fixing left/right | | | |
| |  | | Steel | |
| | | | Z30D000S.45 | |
| | | | | |

TANDEMBOX antaro

SPACE CORNER with SYNCROMOTION – gallery – D

Order specification

| <div>5</div>  | SYNCROMOTION set | |
|--|--|------------|
| | Colour | SW |
| | | Nylon |
| | | Z33D0L00A6 |
| | Composed of: 5a 1x Syncro front bracket 5b 1x Corner front piece left/right 5c 4x Front fixing Syncro 5d 1x Front fixing roll left/right 5e 1x Trigger left/right 5f 1x Gap template 4 mm (Orange) 5g 2x BLUMOTION 5h 2x Countersunk screw M5 x 25 5i 3x Nylon screw 4.8 x 30 | |

Page instructions

Design element

Pg 103

SERVO-DRIVE applications

For additional components required for SERVO-DRIVE applications refer to page 108

SW - Silk White

For planning, assembly, installation and adjustment information please refer to Blum's trade catalogue, DYNALOG planning and ordering software, Blum Online Product Configurator and/or our EASY ASSEMBLY App.

TANDEMBOX antaro


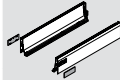

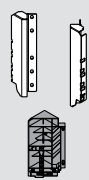



SPACE CORNER with rigid fronts – drawer M

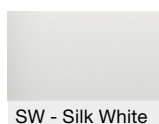
Product



Order specification

| | | | |
|---|---|--|----------------|
| 1 | Cabinet profile left/right | | |
| |  | Nominal length | BLUMOTION |
| | | 650 mm | 65kg 576.6501B |
| 2 | Drawer side left/right | | |
| |  | Colour | SW |
| | | Nominal length | Steel |
| | | 650 mm | 378M6502SA |
| 3 | Corner back fixing left/right | | |
| |  | Colour | SW |
| | | | Steel |
| | | | Z30M000S.45 |
| 4 | SPACE CORNER set | | |
| |  | Colour | SW |
| | | | Nylon |
| | | | ZSF.340E.M1 |
| | Composed of: | | |
| | 4a | Back bracket left/right | |
| | 4b | 1x Corner front piece left/right, Silk white | |
| | 4c | 2x L-bracket, zinc plated | |

| | |
|--|---|
|  | SERVO-DRIVE applications |
| | For additional components required for SERVO-DRIVE applications refer to page 108 |



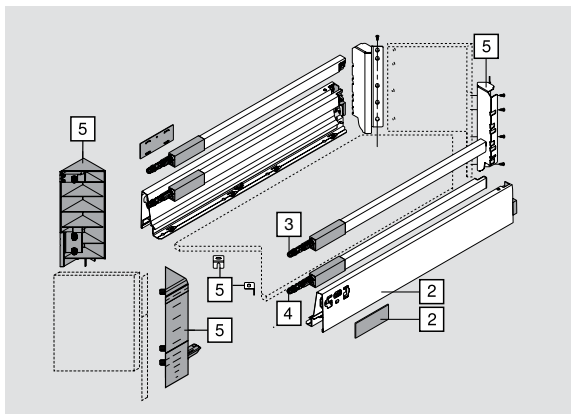
For planning, assembly, installation and adjustment information please refer to Blum's trade catalogue, DYNALOG planning and ordering software, Blum Online Product Configurator and/or our EASY ASSEMBLY App.

TANDEMBOX antaro


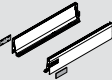
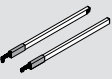
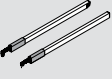
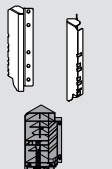


SPACE CORNER with rigid front – double gallery – D

Product



Order specification

| | | | | |
|---|----------|-----------------------------------|------------------|-----------|
|  | 1 | Cabinet profile left/right | | |
| | | Nominal length | BLUMOTION | |
| | | 650 mm | 65kg | 576.6501B |
|  | 2 | Drawer side left/right | | |
| | | Colour | SW | |
| | | Nominal length | Steel | |
| | | 650 mm | 378M6502SA | |
|  | 3 | Gallery left/right | | |
| | | Colour | SW | |
| | | Nominal length | Steel | |
| | | 650 mm | ZRG.587RSIC | |
|  | 4 | Centre gallery left/right | | |
| | | Colour | SW | |
| | | Nominal length | Steel | |
| | | 650 mm | ZRG.587RSIE | |
|  | 5 | CORNER cabinet set | | |
| | | Front bracket left/right | | |
| | | Back fixing bracket left/right | SW | |
| | | L-bracket x2 | | |
| | | | ZSF.345E.D1 | |

SERVO-DRIVE applications

For additional components required for SERVO-DRIVE applications refer to page 108

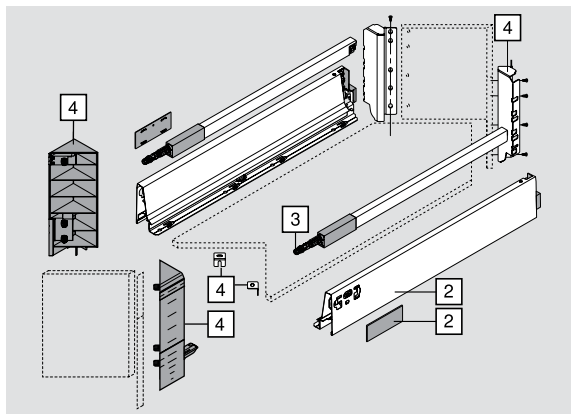
SW - Silk White

For planning, assembly, installation and adjustment information please refer to Blum's trade catalogue, DYNALOG planning and ordering software, Blum Online Product Configurator and/or our EASY ASSEMBLY App.


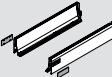
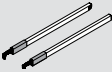
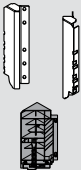
TANDEMBOX antaro

SPACE CORNER with rigid front – gallery – D

Product



Order specification

| | | | |
|---|-----------------------------------|------------------|-----------|
| 1  | Cabinet profile left/right | | |
| | Nominal length | BLUMOTION | |
| | 650 mm | 65kg | 576.6501B |
| 2  | Drawer side left/right | | |
| | Colour | SW | |
| | Nominal length | Steel | |
| | 650 mm | 378M6502SA | |
| 3  | Gallery left/right | | |
| | Colour | SW | |
| | Nominal length | Steel | |
| | 650 mm | ZRG.587RSIC | |
| 4  | CORNER cabinet set | | |
| | Front bracket left/right | | |
| | Back fixing bracket left/right | SW | |
| | L-bracket x2 | | |
| | | ZSF.345E.D1 | |

Page instructions

Design element

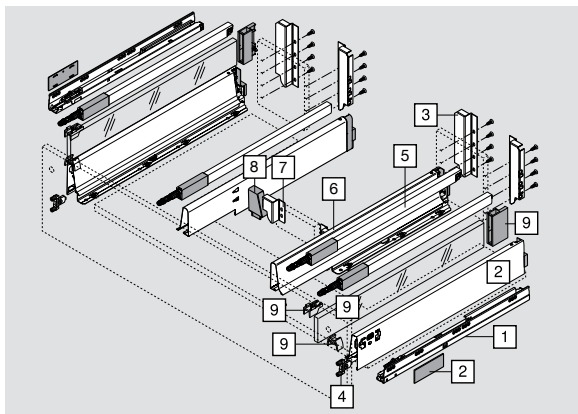
Pg 103

TANDEMBOX antaro




Sink pull-out – gallery – C – M drawer side

Product



Order specification

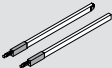
| 1 | Cabinet profile left/right | | BLUMOTION | | | |
|--|----------------------------|------|------------|------|-----------|--|
| | | | | | | |
|  | 450 mm | 30kg | 578.4501B | 65kg | 576.4501B | |
| | 500 mm | 30kg | 578.5001B | 65kg | 576.5001B | |
| | 550 mm | 30kg | 578.5501B | 65kg | 576.5501B | |
| | 650 mm | | | 65kg | 576.6501B | |
| 2 | Drawer sides left/right | | | | | |
| | Colour | | SW | | | |
| | Nominal lengths | | Steel | | | |
| | 450 mm | | 378M4502SA | | | |
| | 500 mm | | 378M5002SA | | | |
| | 550 mm | | 378M5502SA | | | |
| | 650 mm | | 378M6502SA | | | |
| 3 | Back fixing left/right | | | | | |
| | Colour | | SW | | | |
| | | | Steel | | | |
| | | 2x | Z30C000S | | | |
| 4 | Front fixing bracket | | | | | |
| | INSERTA version | | ZSF.39A2 | | | |
| | Screw-on version | | ZSF.35A2 | | | |

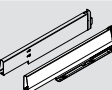
TANDEMBOX antaro





Sink pull-out – gallery – C – M drawer side

Order specification

| 5 | Longside gallery rail left/right | | |
|---|----------------------------------|----|-------------|
|  | Colour | | SW |
| | Nominal lengths | | Steel |
| | 450 mm | x2 | ZRG.387RSIC |
| | 500 mm | x2 | ZRG.437RSIC |
| | 550 mm | x2 | ZRG.487RSIC |
| | 650 mm | x2 | ZRG.587RSIC |

| 6 | Sink drawer side left/right | | |
|---|-----------------------------|--|------------|
|  | Colour | | SW |
| | Nominal lengths | | Steel |
| | 450 mm | | 378M4504SG |
| | 500 mm | | 378M5004SG |
| | 550 mm | | 378M5504SG |
| | 650 mm | | 378M6504SG |

| 7 | Back fixing left/right | | |
|---|------------------------|--|-------------|
|  | Colour | | SW |
| | | | Steel |
| | | | Z30N000S.04 |

| 8 | Adapter left/right | | |
|---|--------------------|--|-------------|
|  | Colour | | Dust grey |
| | | | Nylon |
| | | | Z30N0002.6Z |

Page instructions

| | |
|-----------------------------------|--------|
| 9 Design element | Pg 102 |
| Additional Accessories (optional) | Pg 109 |

SERVO-DRIVE applications

For additional components required for SERVO-DRIVE applications refer to page 108

SW – Silk White

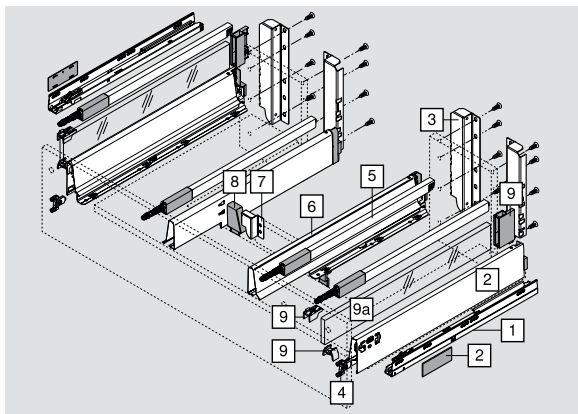
For planning, assembly, installation and adjustment information please refer to Blum's trade catalogue, DYNALOG planning and ordering software, Blum Online Product Configurator and/or our EASY ASSEMBLY App.

TANDEMBOX antaro




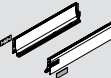
Sink pull-out – gallery – D – M drawer side

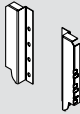
Product




Order specification

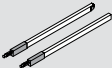
| | | | | | |
|--|----------------------------|-----------|-----------|------|-----------|
| 1 | Cabinet profile left/right | | | | |
|  | | BLUMOTION | | | |
| | 450 mm | 30kg | 578.4501B | 65kg | 576.4501B |
| | 500 mm | 30kg | 578.5001B | 65kg | 576.5001B |
| | 550 mm | 30kg | 578.5501B | 65kg | 576.5501B |
| | 650 mm | | | 65kg | 576.6501B |

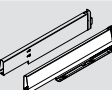
| | | | | | |
|---|-------------------------|------------|--|--|--|
| 2 | Drawer sides left/right | | | | |
|  | Colour | SW | | | |
| | Nominal lengths | Steel | | | |
| | 450 mm | 378M4502SA | | | |
| | 500 mm | 378M5002SA | | | |
| | 550 mm | 378M5502SA | | | |
| | 650 mm | 378M6502SA | | | |


| | | | | | |
|---|------------------------|-------|-----------|--|--|
| 3 | Back fixing left/right | | | | |
|  | Colour | SW | | | |
| | | Steel | | | |
| | | 2x | Z30D000SL | | |


| | | | | | |
|---|----------------------|----------|--|--|--|
| 4 | Front fixing bracket | | | | |
|  | INSERTA version | ZSF.39A2 | | | |
| | Screw-on version | ZSF.35A2 | | | |
| | | | | | |

Order specification

| 5 | Longside gallery rail left/right | | |
|---|----------------------------------|----|-------------|
|  | Colour | | SW |
| | Nominal lengths | | Steel |
| | 450 mm | x2 | ZRG.387RSIC |
| | 500 mm | x2 | ZRG.437RSIC |
| | 550 mm | x2 | ZRG.487RSIC |
| | 650 mm | x2 | ZRG.587RSIC |

| 6 | Sink drawer side left/right | | |
|---|-----------------------------|--|------------|
|  | Colour | | SW |
| | Nominal lengths | | Steel |
| | 450 mm | | 378M4504SG |
| | 500 mm | | 378M5004SG |
| | 550 mm | | 378M5504SG |
| | 650 mm | | 378M6504SG |

| 7 | Back fixing left/right | | |
|---|------------------------|--|-------------|
|  | Colour | | SW |
| | | | Steel |
| | | | Z30N000S.04 |


| 8 | Adapter left/right | | |
|---|--------------------|--|-------------|
|  | Colour | | Dust grey |
| | | | Nylon |
| | | | Z30N0002.6Z |

Page instructions

| | |
|-----------------------------------|--------|
| 9 Design element | Pg 103 |
| Additional accessories (optional) | Pg 109 |

SERVO-DRIVE applications

For additional components required for SERVO-DRIVE applications refer to page 108



SW – Silk White

TANDEMBOX antaro

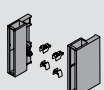


Design element – C – M drawer side

Product

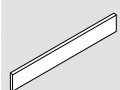


Order specification

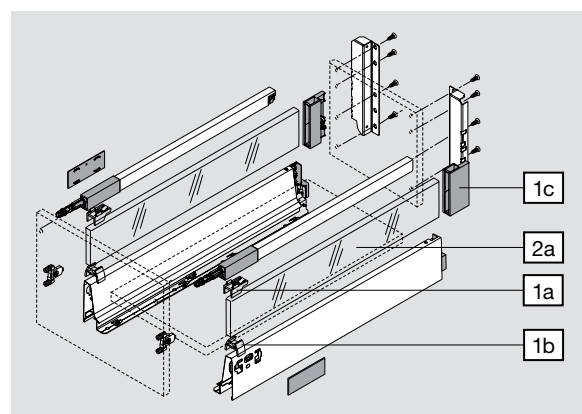
| Locking piece set | | |
|---|---|----------|
|  | Colour | SW |
| | | Nylon |
| | Includes: | Z36C0080 |
| 1a | 2x locking pieces front upper (transparent) | |
| 1b | 2x locking pieces front lower (transparent) | |
| 1c | 1x locking piece left/right | |

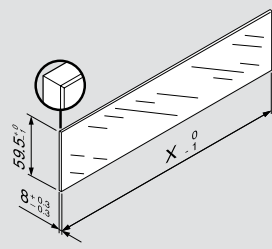
| 2a | Frosted glass design element | |
|--|------------------------------|---------------|
|  | Consisting of: 2 pieces | |
| | Nominal lengths | Frosted Glass |
| | 350 mm | Z37R317C |
| | 400 mm | Z37R367C |
| | 450 mm | Z37R417C |
| | 500 mm | Z37R467C |
| | 550 mm | Z37R517C |
| | 650 mm | Z37R617C |

Alternative to 2a

| 2b | Metal design element* | |
|--|-----------------------|--------------|
|  | Colour | SW |
| | Nominal lengths | Aluminium |
| | 350 mm | 2x Z37A417C* |
| | 400 mm | 2x Z37A417C* |
| | 450 mm | 2x Z37A417C |
| | 500 mm | 2x Z37A467C |
| | 550 mm | 2x Z37A517C |
| | 650 mm | 2x Z37A617C |

* Can be cut down to suit smaller nominal length.



| Design element cutting dimensions | |
|--|---|
|  | In combination with TANDEMBOX antaro no impact test for vertical glass components is stipulated due to the dimensions given, see standard (DIN EN 14749 release Nov. 2005). |
| | Safety glass is not required in order to comply with the standard. |

X = NL - 33

TANDEMBOX antaro




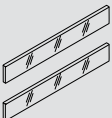
Design element – D – M drawer side

Product

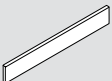


Order specification

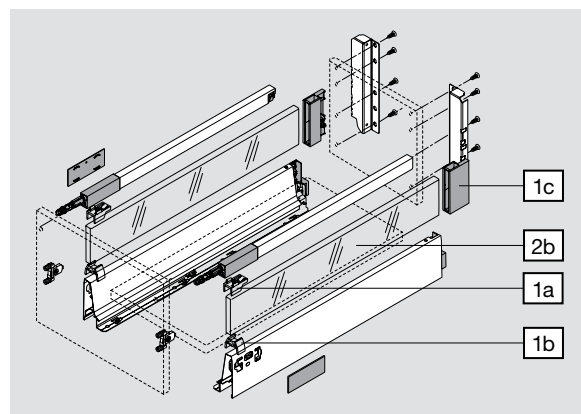
| | Locking piece set | |
|---|---|----------|
|  | Colour | SW |
| | | Nylon |
| | Includes: | Z36D0080 |
| 1a | 2x locking pieces front upper (transparent) | |
| 1b | 2x locking pieces front lower (transparent) | |
| 1c | 1x locking piece left/right | |

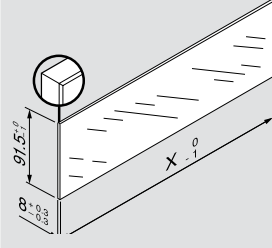
| 2a | Design element | |
|---|-------------------------|---------------|
|  | Consisting of: 2 pieces | |
| | Nominal lengths | Frosted Glass |
| | 350 mm | Z37R317D |
| | 400 mm | Z37R367D |
| | 450 mm | Z37R417D |
| | 500 mm | Z37R467D |
| | 550 mm | Z37R517D |
| | 600 mm | Z37R567D |
| | 650 mm | Z37R617D |

Alternative to 2a

| 2b | Metal design element | |
|---|----------------------|--------------|
|  | Colour | SW |
| | Nominal lengths | Aluminium |
| | 350 mm | 2x Z37A417D* |
| | 400 mm | 2x Z37A417D* |
| | 450 mm | 2x Z37A417D |
| | 500 mm | 2x Z37A467D |
| | 550 mm | 2x Z37A517D |
| | 600 mm | 2x Z37A567D |
| | 650 mm | 2x Z37A617D |

* Can be cut down to suit smaller nominal length.



| Design element cutting dimensions | |
|--|---|
|  | In combination with TANDEMBOX antaro no impact test for vertical glass components is stipulated due to the dimensions given, see standard (DIN EN 14749 release Nov. 2005). |
| | Safety glass is not required in order to comply with the standard. |

X = NL - 33

TANDEMBOX intivo TANDEMBOX antaro



SPACE TOWER

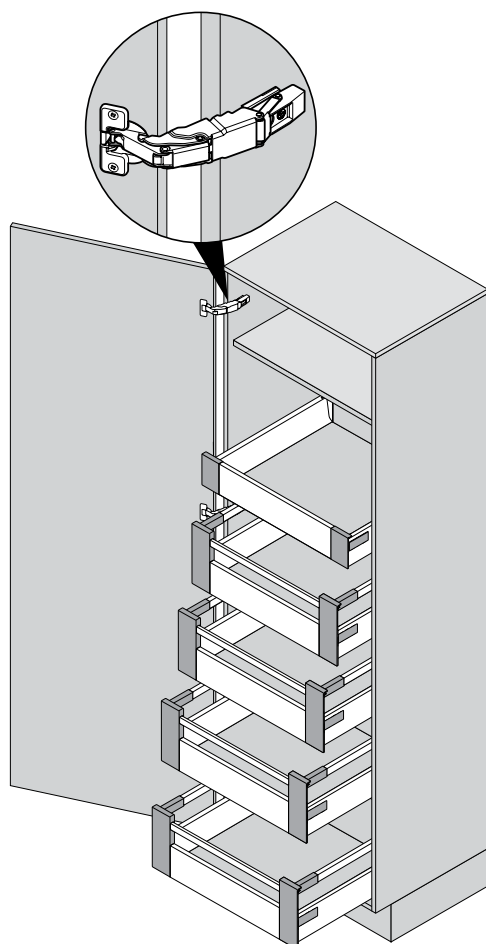
Product



Recommended configuration

- The flexible pantry unit with inner pull-outs; with shelves and inner drawers in the upper area
- Easy access from three sides
- Individually opening pull-outs allow for a complete overview and convenient removal from above
- Light operating forces even with heavy pantry pull-outs
- High backs and side panels guarantee secure stocking
- ORGA-LINE inner dividing systems for pull-outs puts everything in order and allows easy access
- Flexible cabinet dimensions possible

Order specification



| TANDEMBOX intivo | Order specification and planning information |
|---|--|
| Inner drawer - M height | Refer to page 47 |
| Inner pull-out - D height | Refer to page 53 or 55 |
| SPACE TOWER cabinet front - zero protrusion hinge | Refer to page 105 |

| TANDEMBOX antaro | Order specification and planning information |
|---|--|
| Inner drawer - M height | Refer to page 76 |
| Inner pull-out - C height | Refer to page 80 |
| Inner pull-out - D height | Refer to page 84 |
| SPACE TOWER cabinet front - zero protrusion hinge | Refer to page 105 |

SERVO-DRIVE applications

For additional components required for SERVO-DRIVE applications refer to page 108

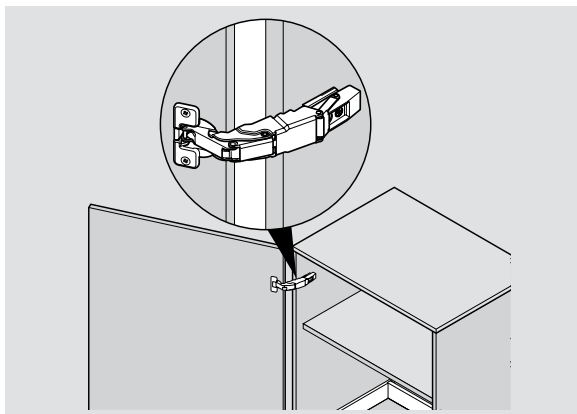
For planning, assembly, installation and adjustment information please refer to Blum's trade catalogue, DYNALOG planning and ordering software, Blum Online Product Configurator and/or our EASY ASSEMBLY App.



TANDEMBOX




SPACE TOWER

Order Specification



| 1 | 155° zero protrusion hinge | Zinc boss with spring* | | Zinc boss unsprung** | |
|---|---|------------------------|----------|----------------------|------------|
|  | Overlay application | INSERTA | 71T7540N | INSERTA | 70T7540NTL |
| | | Screw-on | 71T7500N | Screw-on | 70T7500NTL |
| | Dual application | INSERTA | 71T7640N | | |
|  | Inset application Use hinges for dual application and a 9mm spaced mounting plate. | | | | |

| 2 | Mounting Plate | | | |
|---|---|---------|---------|-------------|
| | | Spacing | Height | Part Number |
|  | Horizontal cam mounting plate (EXPANDO) | 0 mm | 8.5 mm | 177H3100E |
| | | 3 mm | 11.5 mm | 177H3130E |
|  | Horizontal cam mounting plate | 0 mm | 8.5 mm | 175H3100 |
|  | Horizontal mounting plate (EXPANDO) | 0 mm | 8.5 mm | 174E6100.01 |
| | | 3 mm | 11.5 mm | 174E6130.01 |
|  | Horizontal cam mounting plate | 0 mm | 8.5 mm | 173H7100 |
| | | 3 mm | 11.5 mm | 173H7130 |

| 3 | BLUMOTION (optional) | |
|---|----------------------|----------|
|  | BLUMOTION 973A | 973A7000 |





* Suitable for BLUMOTION

** Suitable for TIP-ON for doors

TANDEMBOX



SPACE TOWER

| 4 | TIP-ON for doors | | |
|---|--|---------------------------|----------|
| | | Colour variants | |
| | | SW | TS |
|  | For drilling | Short version with magnet | 965.1004 |
| | For overlay doors up to approx. 1300mm in height. For unsprung hinges Rec. for AVENTOS HK-XS. For drilling Ø10x50mm. Short version, length 50mm incl. 1 x glue-on and 1 x screw-on catch plates. | | |
|  | With inline adaptor plate | Short version 20/17 | 965.1201 |
| | Assembly using chipboard screws Ø3.5mm or Ø4mm or with system screws. For use in combination with TIP-ON short version. | | |
|  | For drilling | Long version with magnet | 956A1004 |
| | For overlay doors starting from approx. 1300mm in height. For unsprung hinges. For drilling Ø10x76mm. Long version, length 76mm incl. 1 x glue-on and 1 x screw-on catch plates. | | |
|  | With inline adapter plate | Long version 20/32 | 956A1004 |
| | Assembly using chipboard screws Ø3.5mm or Ø4mm or with system screws. For use in combination with TIP-ON long version. | | |

Order Specification



Description

- Stable solution thanks to diagonally offset runners
- Ease of use with BLUMOTION soft-close for silent and effortless closing action
- High carrying capacity of 20 kg per base cabinet
- Compatible with TANDEMBOX intivo and TANDEMBOX antaro
- Suitable for cabinet width of 200 mm

TANDEMBOX intivo



| Application recommendation | Page |
|--------------------------------------|---------------|
| Drawer – M | 45 |
| High fronted pull-out – BOXCOVER – D | 49 |
| High fronted pull-out – BOXCAP – D | 51 |
| Minimum cabinet width (mm) | 200 mm |

TANDEMBOX antaro



| Application recommendation | Page |
|-------------------------------------|---------------|
| Drawer – N | 73 |
| Drawer – M | 74 |
| High fronted pull-out – GALLERY – C | 78 |
| High fronted pull-out – GALLERY – D | 82 |
| Minimum cabinet width (mm) | 200 mm |

SERVO-DRIVE applications



For additional components required for SERVO-DRIVE applications refer to page 108

For planning, assembly, installation and adjustment information please refer to Blum's trade catalogue, DYNALOG planning and ordering software, Blum Online Product Configurator and/or our EASY ASSEMBLY App.

SERVO-DRIVE for TANDEMBOX





Additional components required for SERVO-DRIVE applications


Product





Order specification


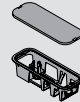



| 1 | Blum distance bumper | |
|--|---------------------------------------|-------------|
|  | Diameter | Part number |
| | Ø 5 mm | 993.0530 |
| | Front heights up to 300 mm x 2 | |
| | Front heights greater than 300 mm x 4 | |

| 2 | Back profile | | | |
|---|--|-----------|---------|-------------|
|  | Length | Material | Cable | Part number |
| | 670 mm | Aluminium | With | Z10T670AA |
| | 750 mm | Aluminium | With | Z10T750AA |
| | 1170 mm for cutting to size Internal cabinet height LH – 10 mm | Aluminium | Without | Z10T1170A |

| 3a | Bracket profile attachment top/bottom | | |
|---|---------------------------------------|-----------|-------------|
|  | Material | Colour | Part number |
| | Nylon | Dust grey | Z10D01E0.01 |
| | Cross bar construction horizontal | | |

| Alternative to 3a | | | |
|---|---------------------------------------|-----------|-------------|
| 3b | Bracket profile attachment lower/back | | |
|  | Material | Colour | Part number |
| | Nylon | Dust grey | Z10D01EA.01 |
| | Cross bar construction vertical | | |

| 4 | SERVO-DRIVE drive unit for drawers | | |
|--|--|-----------|-------------|
|  | Material | Colour | Part number |
| | Nylon | Dust grey | Z10A3000.03 |
| | One SERVO-DRIVE drive unit required per drawer/pull-out | | |
| | Additional accessories depending on installation application | | |

| 5 | Blum transformer* | |
|---|--|-------------|
|  | Blum transformer 24W | Z10NE030D |
| | Flex | Z10M200K |
|  | Transformer unit housing for cabinet base fixing | 1x Z10NG000 |
| | Alternative: Transformer unit housing for panel fixing | 1x Z10NG120 |
|  | Connecting node (1x), Cable end protector (2x) | Z10V100E.01 |
|  | SERVO-DRIVE cable 8m** for cutting to size | Z10K800AE |
|  | Cable holder | Z10K0009 |

*SERVO-DRIVE applications require a transformer for power supply. One transformer can connect up to 50 drawers/pull-outs.

**The SERVO-DRIVE cable can be used with a connecting node to extend the power supply cable.

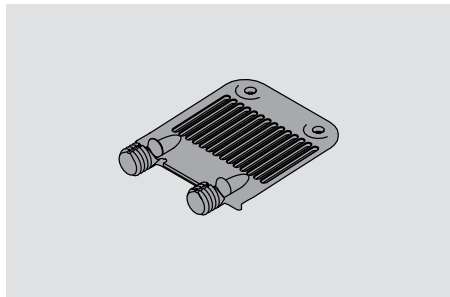
For planning, assembly, installation and adjustment information please refer to Blum's trade catalogue, DYNALOG planning and ordering software, Blum Online Product Configurator and/or our EASY ASSEMBLY App.

TANDEMBOX



Accessories

Base stabiliser



Base stabiliser

| | |
|--|-----------|
| For stabilising wide drawer bases | Z961.10E1 |
| Reinforces the connection between the base and the front | |
| Recommendation: from cabinet width of 900 mm, 1 piece | |

System screw



System screw

| | |
|-------------------------|----------|
| Ø6 mm | 661.1150 |
| Counter sunk head | |
| Nominal length: 11.5 mm | |
| Material: steel | |
| Colour: nickel plated | |

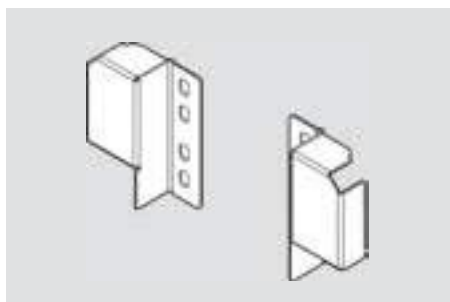
Pozidrive screwdriver



Pozidrive screwdriver

| | |
|----------------------------------|-------------|
| Blade length: 100mm | SR-DREH PZD |
| Total length (incl. head): 210mm | |
| Pozidrive size 2 | |
| Material: nylon/steel | |

Flexible gallery fixing



Flexible gallery fixing


| | |
|---|----------|
| TANDEMBOX antaro gallery fixing (back) for adjustable gallery, screw-on, right+left | ZRR.5200 |
| Material: Steel | |
| Colour / finish: Silk white | |

TANDEMBOX



Assembly devices

BOXFIX E-T



BOXFIX E-T

BOXFIX E-T ensures that TANDEMBOX assembly is fast and convenient – with users benefitting from straight forward assembly assistance both in the workshop and when on-site with the customer. All drawer parts are assembled in an efficient and economical way. This ensures a clean and precise end result for assembly.

Universal drilling template (drawer front)



Universal drilling template

The multifunctional template that combines high precision with practical value.

ZML.0040.01

Facilitates exact marking and pre-drilling positions for front fixing and drawer/pull-out back and base.

Calibrated for easy adjustment.

Suitable for LEGRABOX pure, TANDEMBOX drawer systems, MOVENTO, TANDEM and METABOX.

Components

1 x Universal drilling template, 1 x drilling depth stop (ø 10 mm), 1 x drilling depth stop (ø 5 mm), 1 x marking template (ø 10 mm), 1 x marking template (ø 5 mm).

Universal drilling template (cabinet profile)



Universal drilling template

Facilitates pre-drilling of the fixing positions for cabinet profiles.

65.1000.01

Can be used with assembled and flat pack cabinets.

Calibrated for setting the height and depth position.

Suitable for LEGRABOX pure, TANDEMBOX drawer systems, MOVENTO, TANDEM and METABOX.

Components

1 x Extension rail 1000 mm, 4 x universal drilling template, 1 x drilling depth spacer Ø 5 mm, 1 x reducing bush Ø 5 to Ø 2.5 mm, 1 x allen key.

TANDEMBOX



Assembly devices

Universal individual template (cabinet profile)



Universal individual template

Facilitates pre-drilling of the fixing positions for cabinet profiles.

65.1051.02

Can be used with assembled and flat pack cabinets.

Calibrated for setting the depth position.

Drilling from marked line is possible.

Suitable for overlay and inset applications.

Can be used for system screw and chipboard screw assembly.

"Suitable for LEGRABOX, TANDEMBOX intivo/TANDEMBOX antaro, METABOX, MOVENTO, TANDEM."

Components

1 x Universal individual template, 1 x drilling depth stop (Ø 5 mm),
1 x reducing bush (Ø 5 to Ø 2.5 mm), 1 x Allen key

MINIPRESS P



MINIPRESS P

Blum's drilling and fittings insertion specialist facilitating simple construction of cabinets and drawers.

M53.1050

Provides fast, accurate and easy drilling insertion for cabinet profiles, mounting plates, adaptor plates, hinges and drawer fronts.

Functions pneumatically.

Thanks to a simple flip chart, adjustments to the machines can be completed quickly and effortlessly.

For TANDEMBOX drilling the New MINISTICK is required. This can be easily retro fitted onto existing MINIPRESS P machines.

MINISTICK (new)



MINISTICK (new)

Facilitates easy and precise drilling for LEGRABOX pure when using Blum's MINIPRESS P (required).

MZS.0050

Retro fit option.

New MINISTICK charts available for usage support.

Also suitable for TANDEMBOX, runner, hinge and mounting plate drilling.

TANDEMBOX



Assembly devices

MINISTICK



MINISTICK

Processing of plain and rabbeted work pieces.
 Connection stop to ruler through insertion into ruler groove.
 Suitable for MINIDRILL/MINIPRESS
 MINISTICK MZS.0040.AU comes standard with a MINIPRESS P.

MZS.0040.AU

Drilling template for distance bumper



Drilling template for distance bumper


Bumper drilling (\varnothing 5 mm and \varnothing 8 mm) on an unattached or attached front and/or cabinet.
 Drilling from marked line is possible.
 Suitable for LEGRABOX, TANDEMBOX intivo/TANDEMBOX antaro, METABOX, MOVENTO, TANDEM.

ZML.1090

Components

1 x drilling template for distance bumper, 1 x drilling depth stop (\varnothing 8 mm), 1 x reducing bush (\varnothing 8 to \varnothing 5 mm)

Marking template (drawer front)



Marking template

Template for marking the fixing positions of the front fixing bracket
 Suitable for TANDEMBOX intivo and TANDEMBOX antaro

ZML.3580.01

Drilling template for SPACE CORNER



Drilling template for SPACE CORNER with SYNCROMOTION

Drilling the fixing positions for the SPACE-CORNER with SYNCROMOTION fitting and the corner front piece.
 Suitable for TANDEMBOX intivo and TANDEMBOX antaro

ZML.0330

Components

1 x drilling template for SPACE CORNER with SYNCROMOTION

Glass cutting set

**Glass cutting set**

Cutting tool for cutting design elements to desired size, ensuring high quality and precise end result.

65.8000

Components

1 x oil glass cutter, 1 x cutting liquid, 1 x diamond file

Drilling template for SERVO-DRIVE bracket profile attachment

**Drilling template for SERVO-DRIVE bracket profile attachment**

Precise marking and pre-drilling on the cabinet

ZML.1150.02

Marking or pre-drilling the fixing positions for the SERVO-DRIVE bracket profile attachment

Can be attached to an assembled cabinet as well as to individual components (bottom panel/top panel/cross bar)

Assembly possibilities

LEGRABOX, TANDEMBOX intivo/TANDEMBOX antaro, MOVENTO, TANDEM

Components

1 x drilling template for SERVO-DRIVE bracket profile attachment, 1 x drilling depth stop (Ø 10 mm), 1 x marking template (Ø 10 mm)

ORGA-LINE



Kitchen accessories

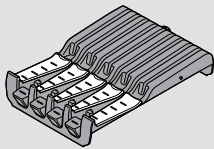
Kitchen accessories

Description

- Foil/Film dispenser
- Knife holder for safe storage of knives in the drawer
- Plate holder for easy transport and secure storage in the pull-out
- Spice holder for storage and easy access to spice containers of all sizes
- Also available in the kitchen accessory set



Knife holder




Width 177.5mm

ZSZ.02M0

For 4 small and 5 large knives

Film dispenser



For plastic film

ZSZ.01F1

Foil dispenser



For aluminium film

ZSZ.02F1

Spice holder



Cabinet width

Width

300 mm

212 mm

ZFZ.30G0I

400 mm

312 mm

ZFZ.40G0I

450 mm

362 mm

ZFZ.45G0I

Blum Plate holder

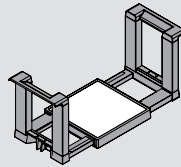


Plate diameter 186 - 322 mm

ZC7T0350

Stacking height up to 12 plates

Plate Holder height: 170 mm

Kitchen accessory set



Accessory set

ZOU.30U1I

Composed of:

- 1 x knife holder
- 1 x film dispenser
- 1 x foil dispenser
- 2 x spice holders
- 2 x plate holders

For further information on ORGA-LINE for drawers and pull-outs, please refer to Blum's trade catalogue, DYNALOG and/or Online Product Configurator.

Blum

Founded over 60 years ago by Julius Blum, today Blum is an internationally active family-owned company. Blum is trusted and renowned worldwide for designing a comprehensive range of high quality industry leading products that significantly enhance user convenience and ergonomics in the kitchen and throughout the home. That's why we make every effort to perfect the motion of our lift, hinge, box and runner systems.





Design is more than an attractive appearance

Form, function and the focus on perfecting motion are and have always been firmly interlinked at Blum. This means that Blum products turn the use of high-quality furniture into a true experience and offer the ideal fitting solution for every home. Blum incorporates current design trends, personal preferences and functional furniture use. Blum fittings are internationally recognised for their sophisticated design and functional excellence.



Quality for the lifetime of the furniture

For over 60 years, quality has been the highest principle for the development and manufacture of Blum products. Our fittings exemplify quality with their well-thought-out function and durability, engineered to provide problem free use for the lifetime of the furniture. We achieve this by using the strictest internal guidelines and rigorous testing that form the basis of our ISO9001 Quality Management System.



Innovation for high living comfort

We want our fitting solutions to be innovative and make everyday kitchen use easier. That's why our developments are based on findings from requirements research and input from our customers. Blum is one of the largest patent applicants in Austria and has more than 1,000 registered trademarks. CLIP, tool free assembly, TANDEM technology, MOVENTO technology, soft-close BLUMOTION and SERVO-DRIVE electrical motion support system are all innovations by Blum and milestones in the furniture manufacturing industry.



Our contribution to the environment

Blum strives to minimise its environmental impact with environmental protection being an integral part of everything we do. We use environmentally friendly processes, use raw materials intelligently and save energy wherever we can. Our commitment to environmental protection is internationally recognised and rewarded. We endeavour to maintain and are always looking to improve our environmental management systems.





ISO 50001
Certified Energy
System



ISO 9001
Certified Quality
System



ISO 14001
Certified Environmental
System

**Blum Showrooms
Sydney (Head Office)**

10 Blackbird Close
Len Waters Estate NSW 2170
Ph: 02 9612 5400

Adelaide

179 Railway Terrace
Mile End SA 5031
Ph: 08 8118 6070

Brisbane

6/39-45 Compton Road
Underwood QLD 4119
Ph: 07 3135 9490

Melbourne

245 Ferntree Gully Road
Mount Waverley VIC 3149
Ph: 03 9982 1720

Perth

3/50 Howe Street
Osborne Park WA 6916
Ph: 08 6467 0110

Place distributor or company contact details here.

Blum Australia Pty. Ltd.
P.O. Box 1615
Green Valley NSW 2168
Toll Free: 1800 179 186
E-Mail: info.au@blum.com

